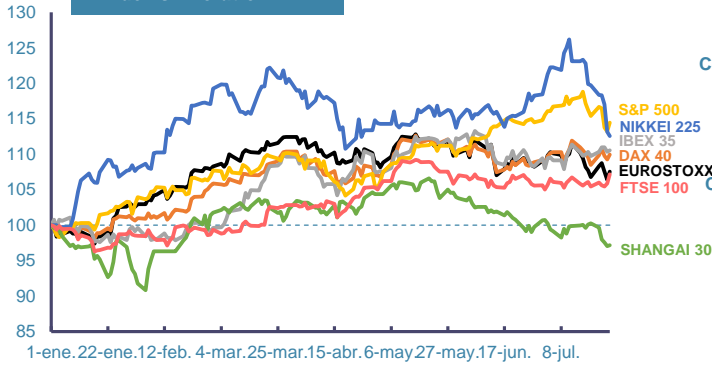
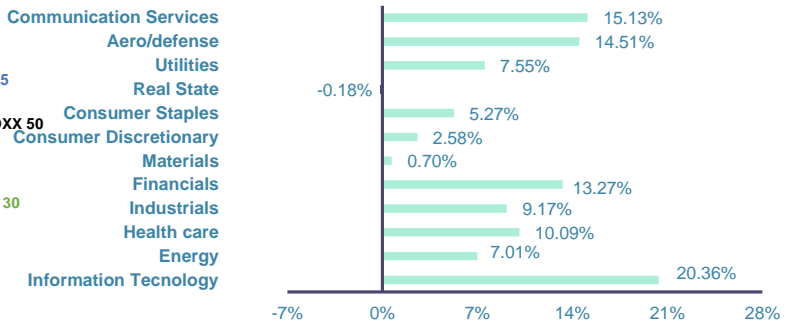


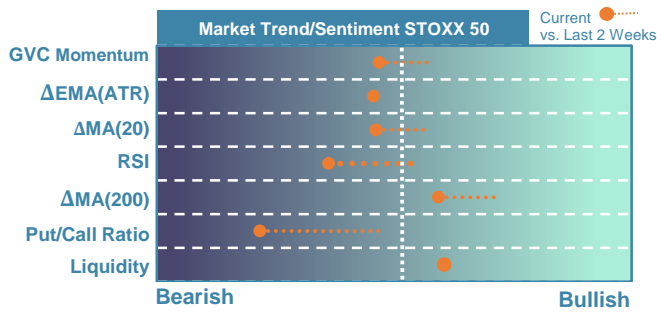
Index's Evolution YTD



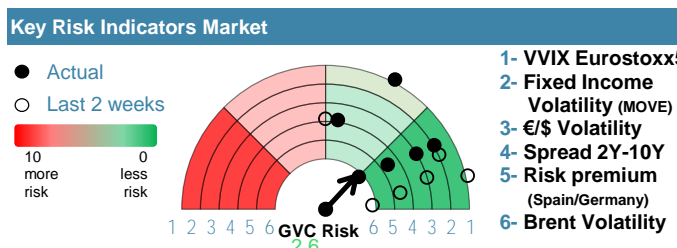
MSCI World Sector Evolution YTD



EUROPE

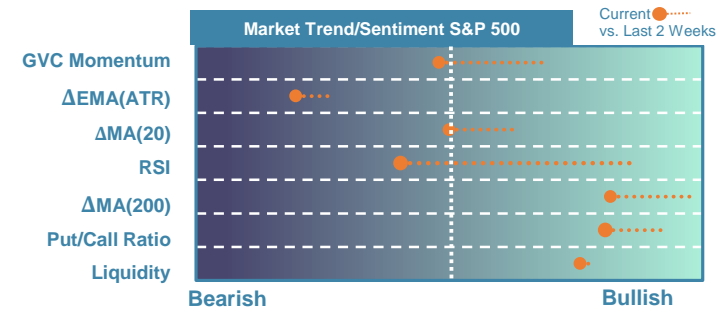


Market Index	Last	Daily Var. 22:00 PM	Future 8:25 AM	Yearly Var.
DJ Eurostoxx 50	4,862.50	1.07%	0.37%	7.54%
DAX 40	18,417.55	0.65%	0.32%	9.94%
CAC 40	7,517.68	1.22%	0.32%	-0.34%
FTSE 100	8,285.71	1.21%	0.40%	7.14%
IBEX 35	11,165.90	0.18%	0.25%	10.53%
Fixed Income	Last	Daily Var.	Bip Var.	Yearly Var.
Bond Spain 10Y	3.23	-0.25%	-0.80	7.77%
Bond Germany 10Y	2.40	-0.37%	-0.90	18.48%
Bond U.K. 10Y	4.10	-0.75%	-3.10	15.94%
H.Yield ICE BofA	6.39	0.00%	-	-3.26%

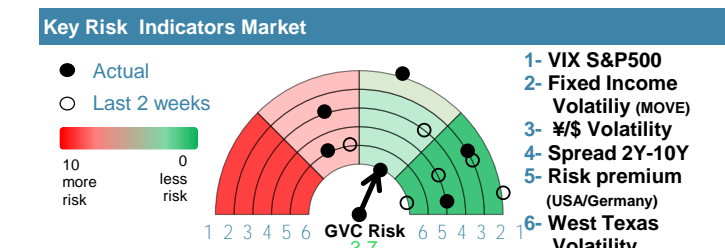


Commodities	Last	Daily Var.	Yearly Var.
Brent Oil	81.13	-1.51%	5.31%
Gold	2,382.70	0.70%	15.36%
CRB Index	326.80	-0.81%	8.43%
Copper (USD/LBS)	4.12	-0.04%	6.00%

EEUU & ASIA



Market Index	Last	Daily Var. 22:00 PM	Future 8:25 AM	Yearly Var.
DJ Industrial	40,589.34	1.64%	0.34%	7.69%
S&P 500	5,459.10	1.11%	0.45%	14.45%
Nasdaq 100	19,023.66	1.03%	0.70%	13.06%
Nikkei 225	37,667.41	-0.53%	1.99%	12.56%
Shanghai 30	2,890.90	0.14%	1.68%	-2.83%
Fixed Income	Last	Daily Var.	Bip Var.	Yearly Var.
Bond EEUU 10Y	4.20	-1.33%	-5.66	8.53%
Bond Japan 10Y	1.06	0.00%	0.00	69.44%
Bond China 10Y	2.19	-1.40%	-3.10	-15.08%
H.Yield ICE BofA	7.28	0.54%	-	-0.89%



Currency	Last	Daily Var.	Yearly Var.
€/€	1.09	0.12%	-1.61%
¥/\$	153.76	-0.10%	9.06%
£/€	0.84	0.18%	-2.53%
B/\$	67,892.50	3.36%	61.61%

Region/ Event	Relevance	Period	Previous	Forecast	Actual	Impact
CBI Distributive Trades	★★★	Jul 2024	-24	-	-	-