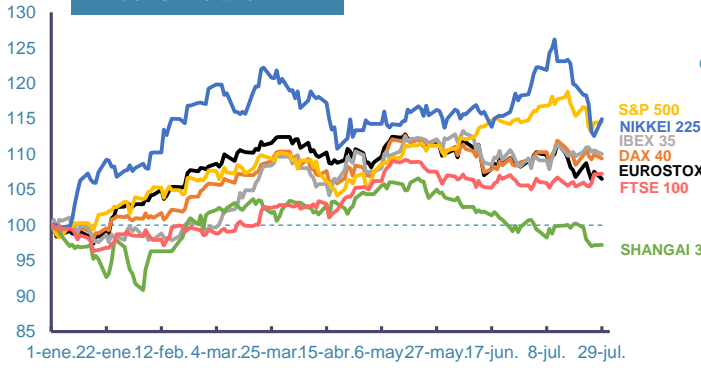
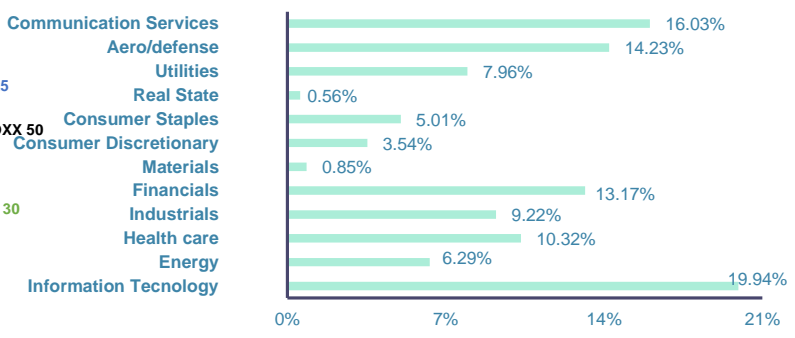


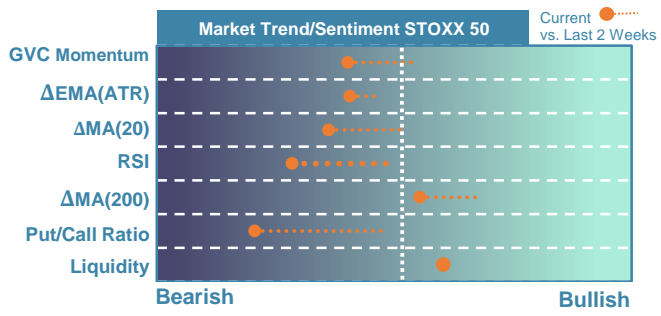
Index's Evolution YTD



MSCI World Sector Evolution YTD

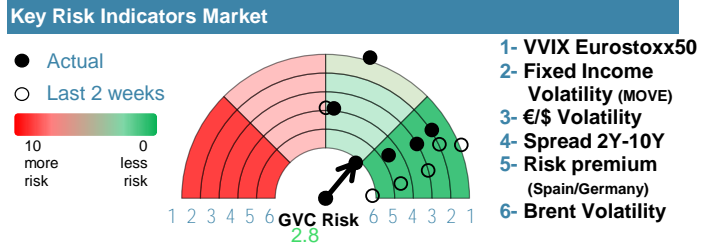


EUROPE



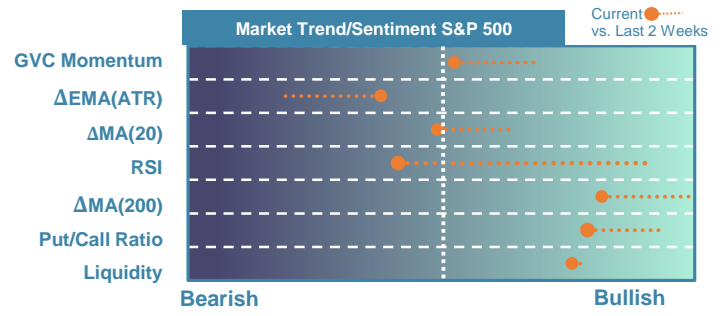
Market Index	Last	Daily Var. 22:00 PM	Future 8:45 AM	Yearly Var.
DJ Eurostoxx 50	4,815.40	-0.97%	0.14%	6.50%
DAX 40	18,320.67	-0.53%	0.04%	9.37%
CAC 40	7,443.84	-0.98%	0.05%	-1.32%
FTSE 100	8,292.35	0.08%	-0.31%	7.23%
IBEX 35	11,117.80	-0.43%	0.03%	10.05%

Fixed Income	Last	Daily Var.	Bip Var.	Yearly Var.
Bond Spain 10Y	3.19	-1.42%	-4.60	6.23%
Bond Germany 10Y	2.36	-1.75%	-4.20	16.41%
Bond U.K. 10Y	4.05	-1.22%	-5.00	14.52%
H.Yield ICE BofA	6.39	0.47%	-	-3.26%



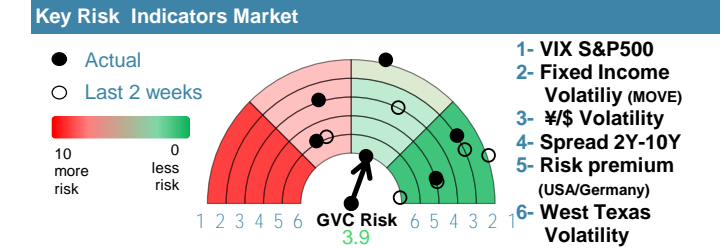
Commodities	Last	Daily Var.	Yearly Var.
Brent Oil	79.78	-1.66%	3.56%
Gold	2,376.70	-0.25%	15.07%
CRB Index	324.05	-0.84%	7.51%
Copper (USD/LBS)	4.08	-0.96%	4.99%

EEUU & ASIA



Market Index	Last	Daily Var. 22:00 PM	Future 8:45 AM	Yearly Var.
DJ Industrial	40,539.93	-0.12%	-0.03%	7.56%
S&P 500	5,463.54	0.08%	-0.01%	14.54%
Nasdaq 100	19,059.49	0.19%	-0.02%	13.27%
Nikkei 225	38,468.63	2.13%	0.10%	14.95%
Shanghai 30	2,891.85	0.03%	-1.58%	-2.79%

Fixed Income	Last	Daily Var.	Bip Var.	Yearly Var.
Bond EEUU 10Y	4.17	-0.60%	-2.53	7.88%
Bond Japan 10Y	1.02	-3.59%	-3.80	63.36%
Bond China 10Y	2.14	-2.15%	-4.70	-16.91%
H.Yield ICE BofA	7.29	-0.10%	-	-1.42%



Currency	Last	Daily Var.	Yearly Var.
€/€	1.08	-0.35%	-1.96%
¥/\$	154.04	0.18%	9.26%
£/€	0.84	-0.31%	-2.84%
B/\$	66,798.56	-1.61%	59.01%

Region/ Event	Relevance	Period	Previous	Forecast	Actual	Impact
CBI Distributive Trades	★★★	Jul 2024	-24	-	-	-