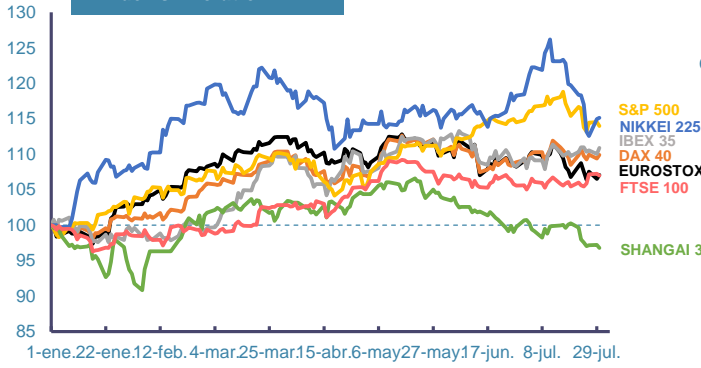
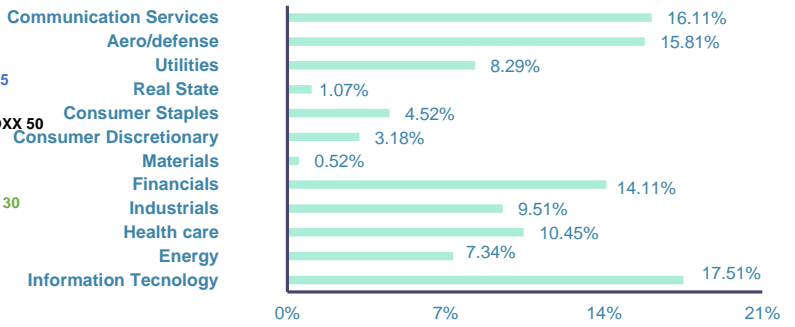


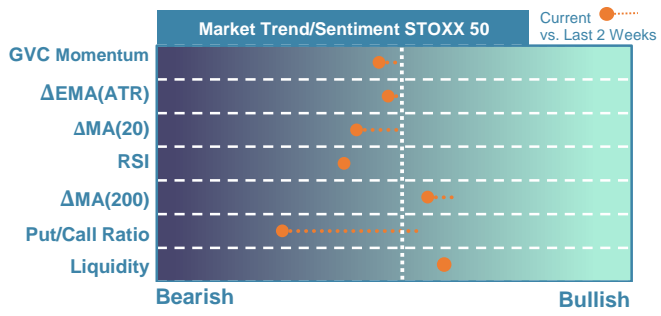
**Index's Evolution YTD**



**MSCI World Sector Evolution YTD**



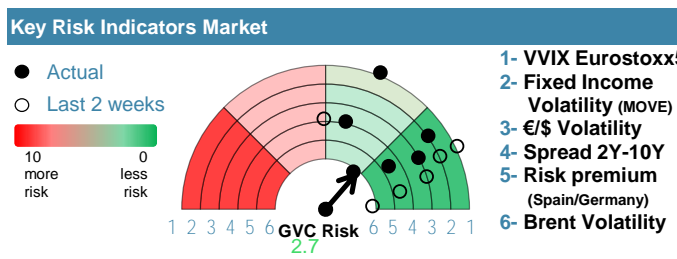
**EUROPE**



Market Index	Last	Daily Var. 22:00 PM	Future 8:49 AM	Yearly Var.
DJ Eurostoxx 50	4,841.00	0.53%	1.13%	7.06%
DAX 40	18,411.18	0.49%	0.54%	9.91%
CAC 40	7,474.94	0.42%	1.07%	-0.90%
FTSE 100	8,274.41	-0.22%	0.79%	7.00%
IBEX 35	11,202.60	0.76%	0.50%	10.89%

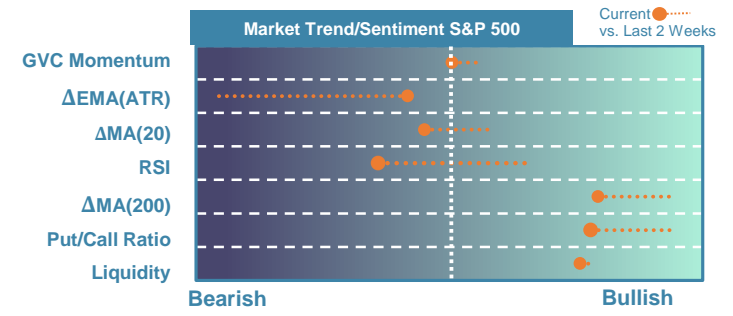
  

Fixed Income	Last	Daily Var.	Bip Var.	Yearly Var.
Bond Spain 10Y	3.17	-0.66%	-2.10	5.53%
Bond Germany 10Y	2.34	-0.89%	-2.10	15.38%
Bond U.K. 10Y	4.05	-0.15%	-0.60	14.35%
H.Yield ICE BofA	6.39	0.61%	-	-3.71%



Commodities	Last	Daily Var.	Yearly Var.
Brent Oil	78.63	-1.44%	2.06%
Gold	2,390.24	0.57%	15.72%
CRB Index	323.87	-0.06%	7.45%
Copper (USD/LBS)	4.10	0.33%	5.33%

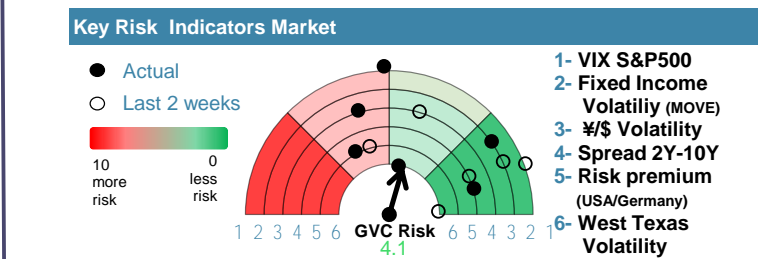
**EEUU & ASIA**



Market Index	Last	Daily Var. 22:00 PM	Future 8:49 AM	Yearly Var.
DJ Industrial	40,743.33	0.50%	0.21%	8.10%
S&P 500	5,436.44	-0.50%	0.83%	13.98%
Nasdaq 100	18,796.27	-1.38%	1.45%	11.71%
Nikkei 225	38,525.95	0.15%	1.92%	15.13%
Shanghai 30	2,879.30	-0.43%	2.17%	-3.22%

Fixed Income	Last	Daily Var.	Bip Var.	Yearly Var.
Bond EEUU 10Y	4.15	-0.61%	-2.53	7.22%
Bond Japan 10Y	1.00	-1.96%	-2.00	60.16%
Bond China 10Y	2.14	-0.05%	-0.10	-16.95%
H.Yield ICE BofA	7.32	-0.45%	-	-1.33%



Currency	Last	Daily Var.	Yearly Var.
€/€	1.08	-0.05%	-2.01%
¥/\$	152.94	-0.71%	8.48%
£/€	0.84	0.04%	-2.80%
B/\$	66,221.56	-0.86%	57.63%

Region/ Event	Relevance	Period	Previous	Forecast	Actual	Impact
Unemployment Chg	★★★★	Jul 2024	19K	14.7K	-	-
Unemployment Rate	★★★★	Jul 2024	6%	6.01%	-	-
Producer Prices (Y.Y)	★★★★	Jun 2024	-6.70%	-	-	-
ADP Nat. Employment	★★★★	Jul 2024	150%	152.40%	-	-
FED Funds Target Rate	★★★★	01 Aug	5.375	5.375	-	-
CPI (Pre.) (Y.Y)	★★★★	Jul 2024	2.50%	2.77%	-	-
HICP (Y.Y)	★★★★	Jul 2024	2.50%	2.48%	-	-
CPI (Pre.) (Y.Y)	★★★★	Jul 2024	0.90%	1.27%	-	-