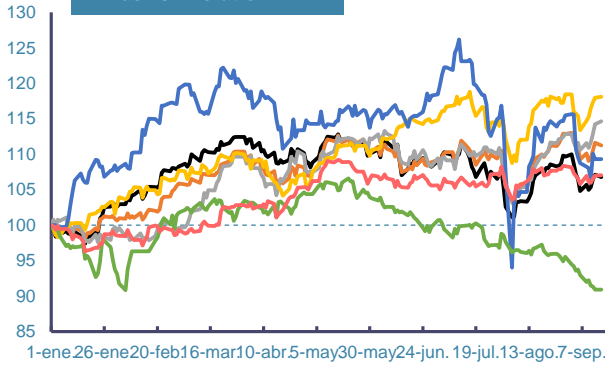
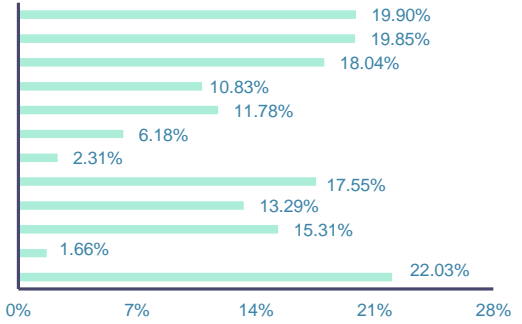


Index's Evolution YTD



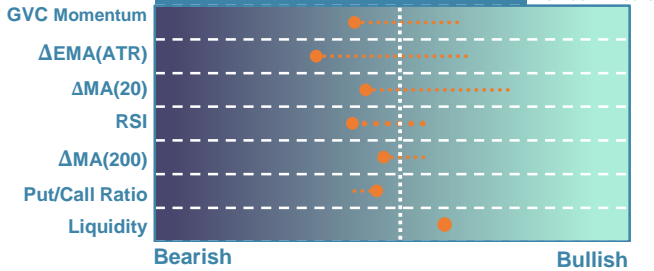
- Communication Services
- Aero/defense
- Utilities
- Real State
- Consumer Staples
- Consumer Discretionary
- Materials
- Financials
- Industrials
- Health care
- Energy
- Information Technology

MSCI World Sector Evolution YTD



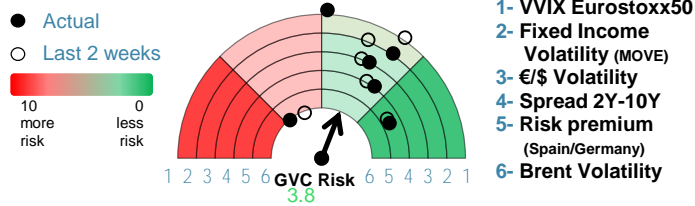
EUROPE

Market Trend/Sentiment STOXX 50



Market Index	Last	Daily Var. 22:00 PM	Future 8:22 AM	Yearly Var.
DJ Eurostoxx 50	4,827.63	-0.34%	0.48%	6.77%
DAX 40	18,633.11	-0.35%	0.38%	11.23%
CAC 40	7,449.44	-0.21%	0.62%	-1.24%
FTSE 100	8,278.44	0.07%	0.65%	7.05%
IBEX 35	11,581.00	0.35%	0.48%	14.64%
Fixed Income	Last	Daily Var.	Bip Var.	Yearly Var.
Bond Spain 10Y	2.92	-0.98%	-2.90	-2.73%
Bond Germany 10Y	2.12	-1.40%	-3.00	4.49%
Bond U.K. 10Y	3.76	-0.24%	-0.90	6.25%
H.Yield ICE BofA	6.39	0.44%	-	-6.69%

Key Risk Indicators Market

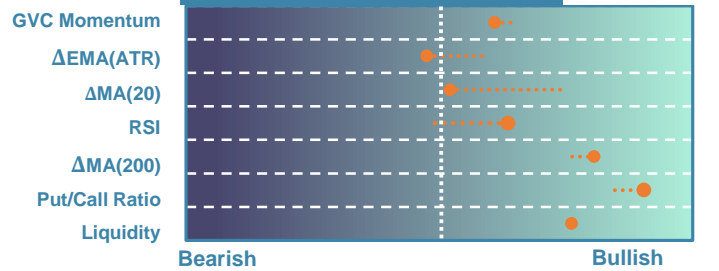


Commodities	Last	Daily Var.	Yearly Var.
Brent Oil	72.75	1.59%	-5.57%
Gold	2,581.20	0.26%	24.97%
CRB Index	328.57	1.14%	9.01%
Copper (USD/LBS)	4.25	0.89%	9.25%

Region/ Event	Relevance	Period	Previous	Forecast	Actual	Impact
ZEW Current Conditions	★★★★	Sep 2024	-77.3	-80.67	-	-
ZEW Economic Sentiment	★★★★	Sep 2024	19.2	16.25	-	-
Retail Sales (M.M)	★★★★	Aug 2024	1%	-0.22%	-	-
Industrial Production (M.M)	★★★★	Aug 2024	-0.60%	0.20%	-	-
Capacity Utilization	★★★	Aug 2024	77.80%	77.94%	-	-

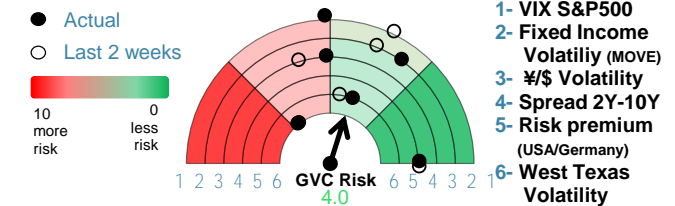
EEUU & ASIA

Market Trend/Sentiment S&P 500



Market Index	Last	Daily Var. 22:00 PM	Future 8:22 AM	Yearly Var.
DJ Industrial	41,622.08	0.55%	-0.01%	10.43%
S&P 500	5,633.09	0.13%	0.01%	18.10%
Nasdaq 100	19,423.06	-0.47%	0.08%	15.44%
Nikkei 225	36,581.76	0.00%	-0.74%	9.32%
Shanghai 30	2,704.09	0.00%	1.25%	-9.10%
Fixed Income	Last	Daily Var.	Bip Var.	Yearly Var.
Bond EEUU 10Y	3.62	-1.02%	-3.75	-6.33%
Bond Japan 10Y	0.84	0.00%	0.00	33.76%
Bond China 10Y	2.08	0.00%	0.00	-19.54%
H.Yield ICE BofA	6.81	1.29%	-	-6.70%

Key Risk Indicators Market



Currency	Last	Daily Var.	Yearly Var.
€/€	1.11	0.51%	0.87%
¥/\$	140.86	-0.05%	-0.09%
£/€	0.84	-0.02%	-2.73%
B/\$	58,264.59	-3.78%	38.69%