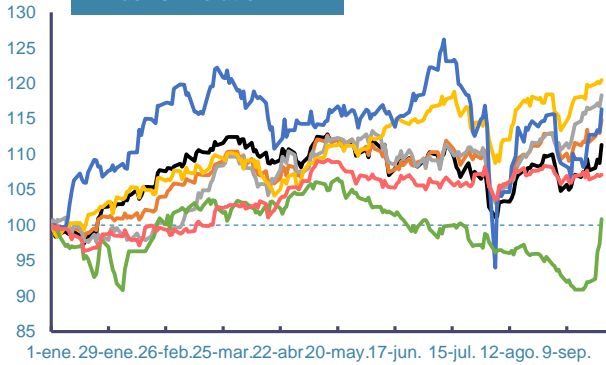
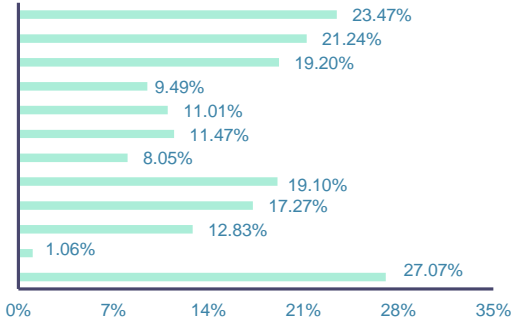


Index's Evolution YTD

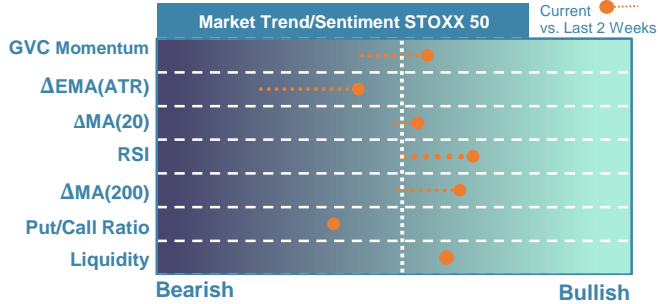


- Communication Services
- Aero/defense
- Utilities
- Real State
- Consumer Staples
- Consumer Discretionary
- Materials
- Financials
- Industrials
- Health care
- Energy
- Information Tecnology

MSCI World Sector Evolution YTD

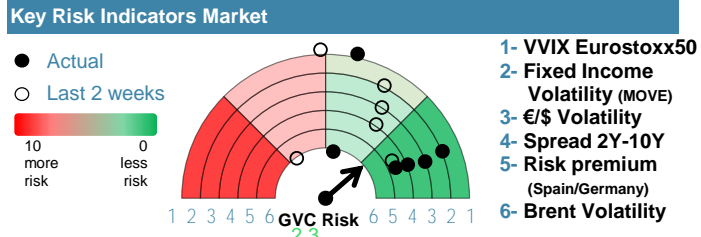


EUROPE



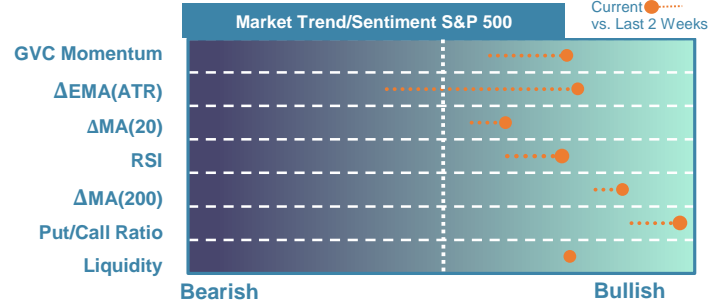
Market Index	Last	Daily Var. 22:00 PM	Future 8:35 AM	Yearly Var.
DJ Eurostoxx 50	5,032.59	2.35%	0.20%	11.30%
DAX 40	19,238.36	1.69%	0.27%	14.84%
CAC 40	7,742.09	2.33%	0.12%	2.64%
FTSE 100	8,284.91	0.20%	0.09%	7.13%
IBEX 35	11,953.20	1.36%	0.13%	18.32%

Fixed Income	Last	Daily Var.	Bip Var.	Yearly Var.
Bond Spain 10Y	2.96	-1.00%	-3.00	-1.33%
Bond Germany 10Y	2.17	-0.73%	-1.60	7.10%
Bond U.K. 10Y	4.01	0.50%	2.00	13.37%
H.Yield ICE BofA	6.39	0.42%	-	-9.26%



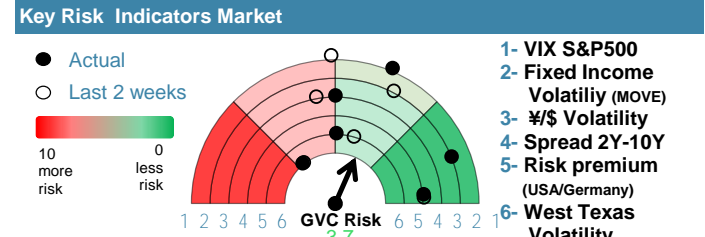
Commodities	Last	Daily Var.	Yearly Var.
Brent Oil	71.60	-2.53%	-7.06%
Gold	2,666.50	0.23%	29.10%
CRB Index	338.24	-0.52%	12.22%
Copper (USD/LBS)	4.61	3.35%	18.49%

EEUU & ASIA



Market Index	Last	Daily Var. 22:00 PM	Future 8:35 AM	Yearly Var.
DJ Industrial	42,175.11	0.62%	0.01%	11.90%
S&P 500	5,745.37	0.40%	-0.08%	20.45%
Nasdaq 100	20,115.54	0.72%	-0.31%	19.55%
Nikkei 225	38,925.63	2.79%	3.08%	16.32%
Shanghai 30	3,000.95	3.61%	1.53%	0.88%

Fixed Income	Last	Daily Var.	Bip Var.	Yearly Var.
Bond EEUU 10Y	3.79	0.20%	0.76	-1.85%
Bond Japan 10Y	0.82	1.73%	1.40	31.52%
Bond China 10Y	2.09	2.55%	5.20	-18.96%
H.Yield ICE BofA	6.76	0.24%	-	-8.34%



Currency	Last	Daily Var.	Yearly Var.
€/\$	1.12	0.39%	1.26%
¥/\$	144.88	0.15%	2.77%
£/€	0.83	-0.23%	-3.82%
B/\$	65,097.40	3.41%	54.96%

Region/ Event	Relevance	Period	Previous	Forecast	Actual	Impact
Michigan Sentiment (f.)	★★★★	Sep 2024	69	69.36	-	-
CPI (Pre.) (Y.Y)	★★★★	Sep 2024	2.20%	2%	-	-
Economic Sentiment	★★★★	Sep 2024	96.6	96.4	-	-
HICP (Y.Y)	★★★★	Sep 2024	2.40%	1.90%	-	-
GDP (f.) (Y.Y)	★★★★	Q2 2024	2.90%	2.90%	-	-
Producer Prices (Y.Y)	★★★★	Aug 2024	-5.40%	-	-	-
Unemployment Rate	★★★★	Sep 2024	6%	6.03%	-	-