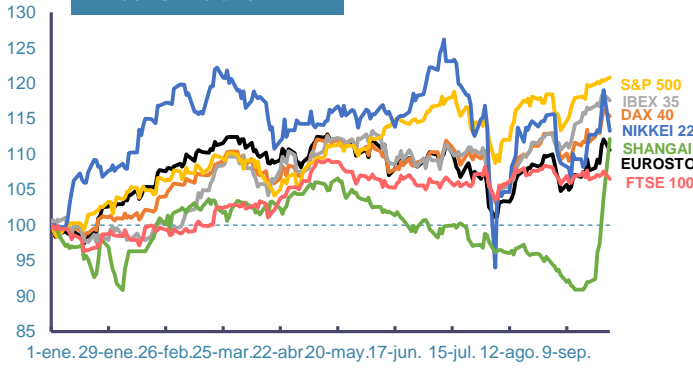
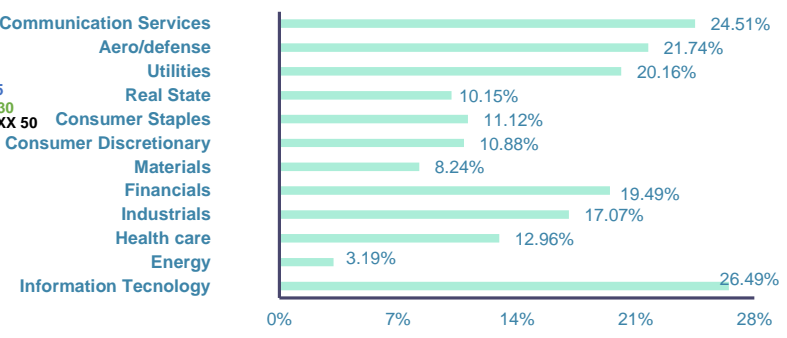


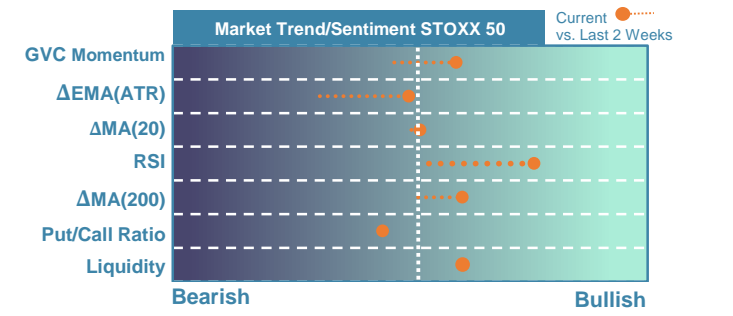
### Index's Evolution YTD



### MSCI World Sector Evolution YTD

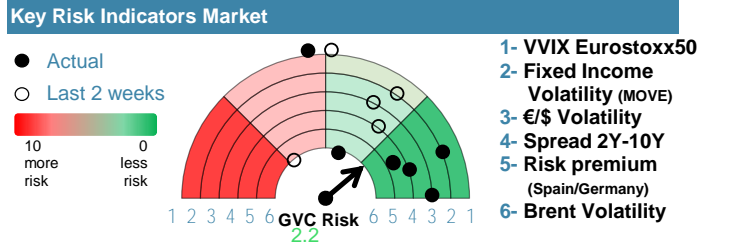


## EUROPE



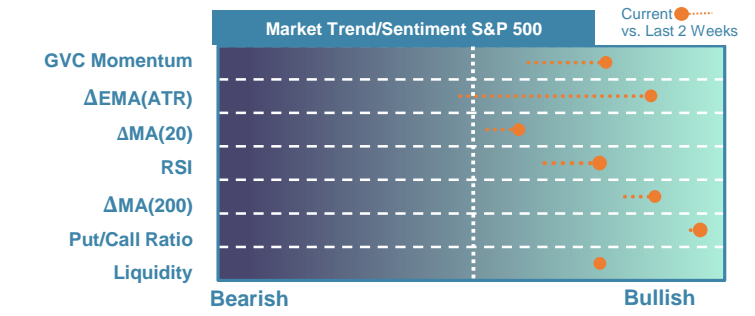
Market Index	Last	Daily Var. 22:00 PM	Future 8:18 AM	Yearly Var.
DJ Eurostoxx 50	5,000.45	-1.32%	0.10%	10.59%
DAX 40	19,324.93	-0.76%	0.16%	15.36%
CAC 40	7,635.75	-2.00%	-0.08%	1.23%
FTSE 100	8,236.95	-1.01%	0.37%	6.51%
IBEX 35	11,877.30	-0.76%	-0.05%	17.57%

Fixed Income	Last	Daily Var.	Bip Var.	Yearly Var.
Bond Spain 10Y	2.93	0.00%	0.00	-2.30%
Bond Germany 10Y	2.13	-0.33%	-0.70	5.13%
Bond U.K. 10Y	4.01	0.73%	2.90	13.28%
H.Yield ICE BofA	6.39	0.91%	-	-9.95%



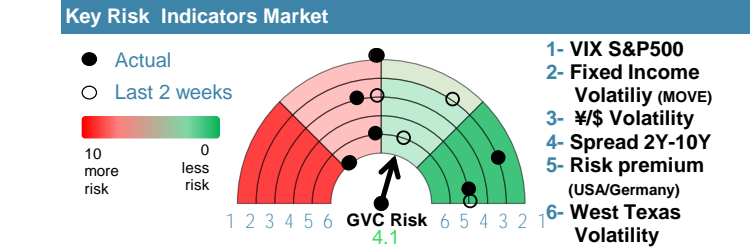
Commodities	Last	Daily Var.	Yearly Var.
Brent Oil	71.77	-0.29%	-6.84%
Gold	2,633.96	-0.54%	27.52%
CRB Index	338.78	-0.31%	12.40%
Copper (USD/LBS)	4.55	-1.01%	17.03%

## EEUU & ASIA



Market Index	Last	Daily Var. 22:00 PM	Future 8:18 AM	Yearly Var.
DJ Industrial	42,330.15	0.04%	-0.07%	12.31%
S&P 500	5,762.48	0.42%	-0.06%	20.81%
Nasdaq 100	20,060.69	0.26%	-0.04%	19.22%
Nikkei 225	37,919.55	-4.80%	1.85%	13.31%
Shanghai 30	3,336.50	8.06%	-2.82%	12.15%

Fixed Income	Last	Daily Var.	Bip Var.	Yearly Var.
Bond EEUU 10Y	3.79	1.11%	4.18	-1.95%
Bond Japan 10Y	0.86	5.56%	4.50	36.80%
Bond China 10Y	2.16	-0.92%	-2.00	-16.25%
H.Yield ICE BofA	6.66	0.53%	-	-9.41%



Currency	Last	Daily Var.	Yearly Var.
€/€	1.11	-0.26%	0.88%
¥/\$	143.59	1.00%	1.85%
£/€	0.83	-0.21%	-3.98%
B/\$	63,069.61	-4.01%	50.13%

Region/ Event	Relevance	Period	Previous	Forecast	Actual	Impact
Manufacture PMI (Germany)	★★★★	Sep 2024	40.3	40.3	-	-
Manufacture PMI (France)	★★★★	Sep 2024	49.4	48.98	-	-
Manufacture PMI (UK)	★★★★	Sep 2024	44	44	-	-
Manufacture PMI (EU)	★★★★	Sep 2024	44.8	44.8	-	-
Manufacture PMI (USA)	★★★★	Sep 2024	51.5	51.51	-	-
S&P Global Mfg PMI	★★★★	Sep 2024	47	-	-	-
HICP (Y.Y)	★★★★	Sep 2024	2.20%	1.84%	-	-