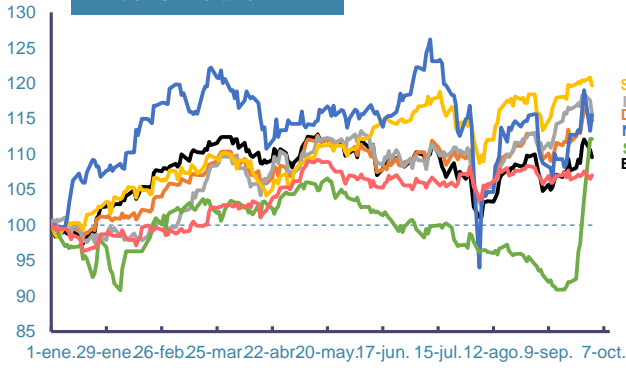
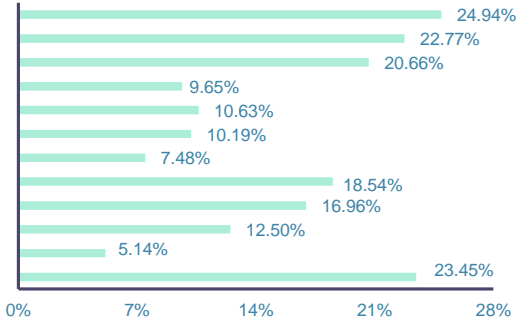


Index's Evolution YTD

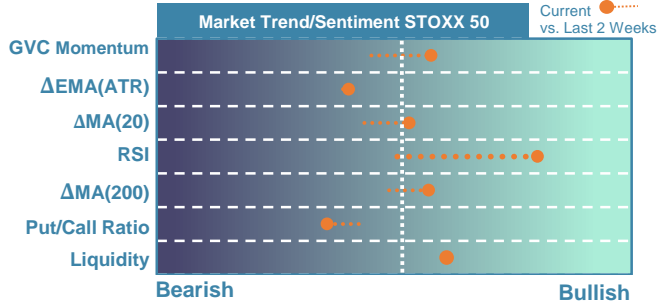


- Communication Services
- Aero/defense
- Utilities
- Real State
- Consumer Staples
- Consumer Discretionary
- Materials
- Financials
- Industrials
- Health care
- Energy
- Information Tecnology

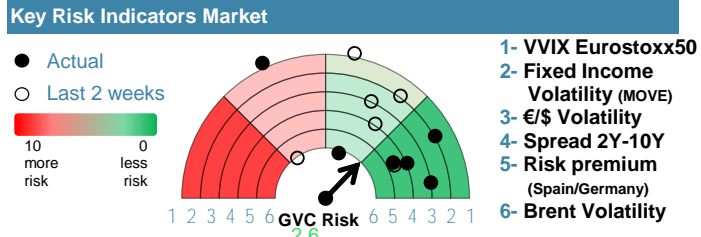
MSCI World Sector Evolution YTD



EUROPE

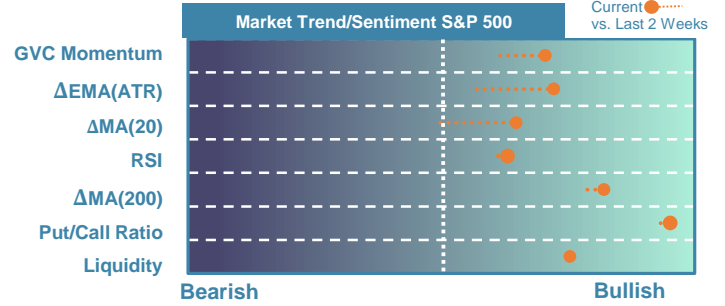


Market Index	Last	Daily Var. 22:00 PM	Future 8:23 AM	Yearly Var.
DJ Eurostoxx 50	4,954.15	-0.93%	0.08%	9.57%
DAX 40	19,213.14	-0.58%	-0.02%	14.69%
CAC 40	7,574.07	-0.81%	0.02%	0.41%
FTSE 100	8,276.65	0.48%	0.11%	7.03%
IBEX 35	11,673.50	-1.72%	-0.10%	15.56%
Fixed Income	Last	Daily Var.	Bip Var.	Yearly Var.
Bond Spain 10Y	2.84	-3.11%	-9.10	-5.33%
Bond Germany 10Y	2.04	-4.22%	-9.00	0.69%
Bond U.K. 10Y	3.94	-1.65%	-6.60	11.42%
H.Yield ICE BofA	6.39	0.58%	-	-10.76%

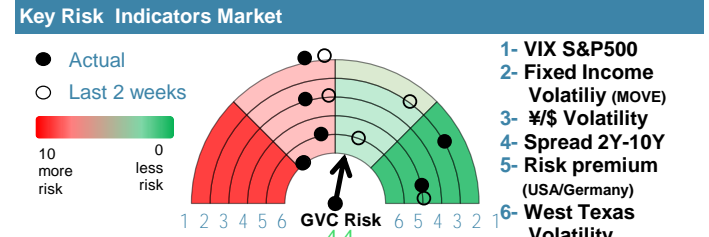


Commodities	Last	Daily Var.	Yearly Var.
Brent Oil	73.56	2.49%	-4.52%
Gold	2,660.62	1.01%	28.82%
CRB Index	340.52	0.51%	12.98%
Copper (USD/LBS)	4.59	0.79%	17.95%

EEUU & ASIA



Market Index	Last	Daily Var. 22:00 PM	Future 8:23 AM	Yearly Var.
DJ Industrial	42,156.97	-0.41%	-0.34%	11.85%
S&P 500	5,708.75	-0.93%	-0.25%	19.68%
Nasdaq 100	19,773.30	-1.43%	-0.30%	17.52%
Nikkei 225	38,651.97	1.93%	-2.45%	15.50%
Shanghai 30	3,336.50	0.00%	5.22%	12.15%
Fixed Income	Last	Daily Var.	Bip Var.	Yearly Var.
Bond EEUU 10Y	3.74	-1.35%	-5.13	-3.28%
Bond Japan 10Y	0.84	-2.34%	-2.00	33.60%
Bond China 10Y	2.16	0.00%	0.00	-16.25%
H.Yield ICE BofA	6.65	0.08%	-	-9.88%



Currency	Last	Daily Var.	Yearly Var.
€/€	1.11	-0.60%	0.28%
¥/\$	143.49	-0.07%	1.78%
£/€	0.83	0.19%	-3.80%
B/\$	60,968.76	-3.33%	45.13%

Region/ Event	Relevance	Period	Previous	Forecast	Actual	Impact
Unemployment Rate	★★★★	Aug 2024	6.40%	6.41%	-	-
ADP National Employment	★★★★	Sep 2024	99	115.4	-	-
Consumer Confid. Index	★★	Sep 2024	36.7	-	36.9	Low