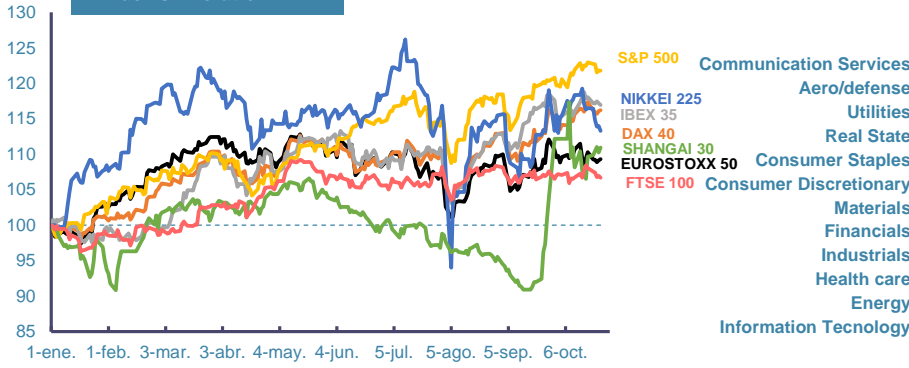
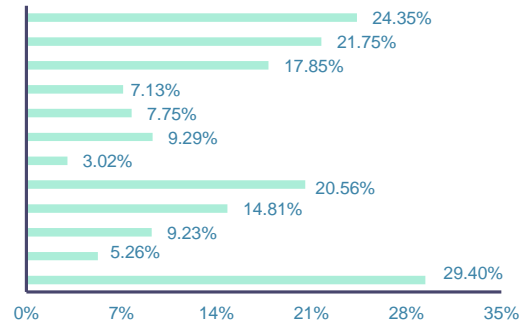


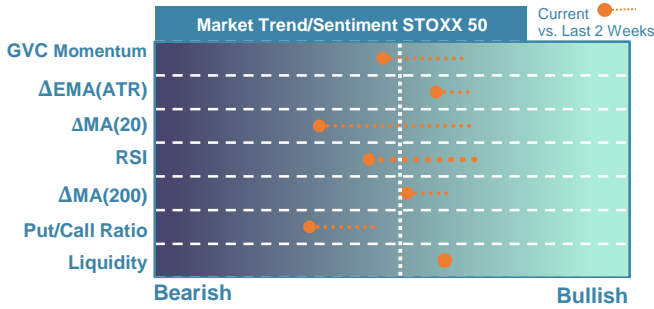
### Index's Evolution YTD



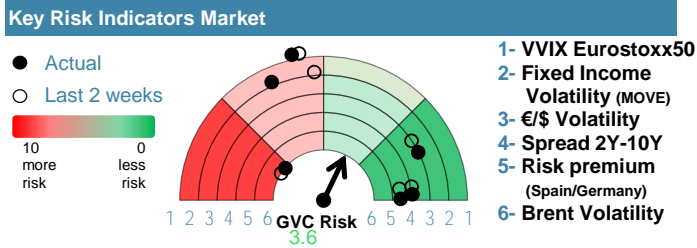
### MSCI World Sector Evolution YTD



## EUROPE

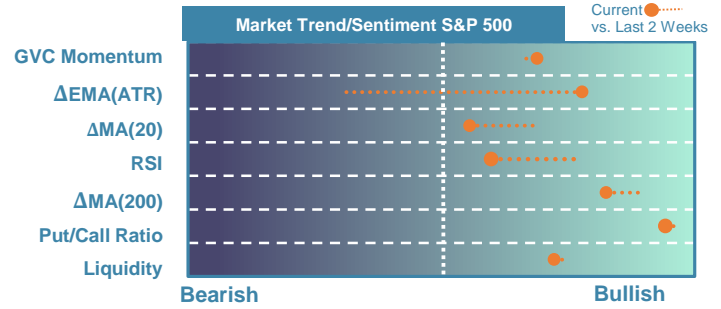


Market Index	Last	Daily Var. 22:00 PM	Future 9:14 AM	Yearly Var.
DJ Eurostoxx 50	4,943.09	0.16%	0.57%	9.32%
DAX 40	19,463.59	0.11%	0.42%	16.19%
CAC 40	7,497.54	-0.08%	0.60%	-0.61%
FTSE 100	8,248.84	-0.25%	-0.09%	6.67%
IBEX 35	11,812.50	-0.23%	0.47%	16.93%
Fixed Income	Last	Daily Var.	Bip Var.	Yearly Var.
Bond Spain 10Y	2.98	1.46%	4.30	-0.53%
Bond Germany 10Y	2.29	1.55%	3.50	12.86%
Bond U.K. 10Y	4.24	-0.07%	-0.30	19.67%
H.Yield ICE BofA	6.39	-0.05%	-	-11.87%

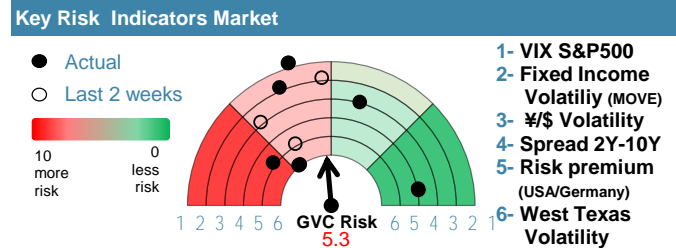


Commodities	Last	Daily Var.	Yearly Var.
Brent Oil	76.05	2.25%	-1.29%
Gold	2,740.38	0.23%	32.68%
CRB Index	339.53	0.83%	12.65%
Copper (USD/LBS)	4.37	0.44%	12.34%

## EEUU & ASIA



Market Index	Last	Daily Var. 22:00 PM	Future 9:14 AM	Yearly Var.
DJ Industrial	42,114.40	-0.61%	0.45%	11.74%
S&P 500	5,808.12	-0.03%	0.50%	21.77%
Nasdaq 100	20,352.02	0.59%	0.60%	20.96%
Nikkei 225	37,913.92	-0.60%	-0.05%	13.30%
Shanghai 30	3,299.70	0.59%	0.16%	10.92%
Fixed Income	Last	Daily Var.	Bip Var.	Yearly Var.
Bond EEUU 10Y	4.24	0.81%	3.42	9.67%
Bond Japan 10Y	0.95	-0.11%	-0.10	52.16%
Bond China 10Y	2.15	0.05%	0.10	-16.83%
H.Yield ICE BofA	6.97	-0.04%	-	-5.75%



Currency	Last	Daily Var.	Yearly Var.
€/\$	1.08	-0.30%	-2.19%
¥/\$	152.25	0.36%	7.99%
£/€	0.83	0.06%	-3.79%
B/\$	66,458.38	-2.45%	58.20%

Region/ Event	Relevance	Period	Previous	Forecast	Actual	Impact
Retail Sales (Y.Y)	★★★	Sep 2024	2.30%	-	-	-