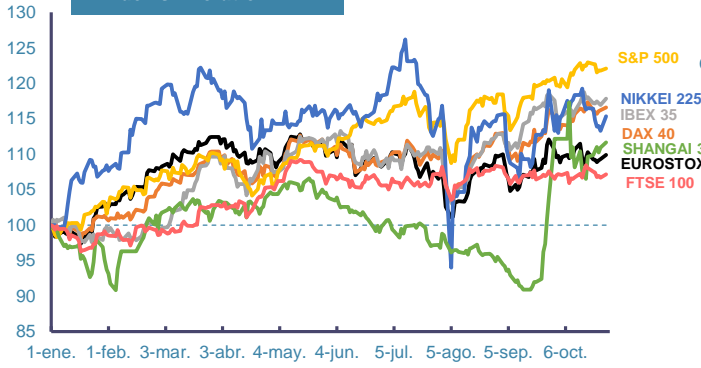
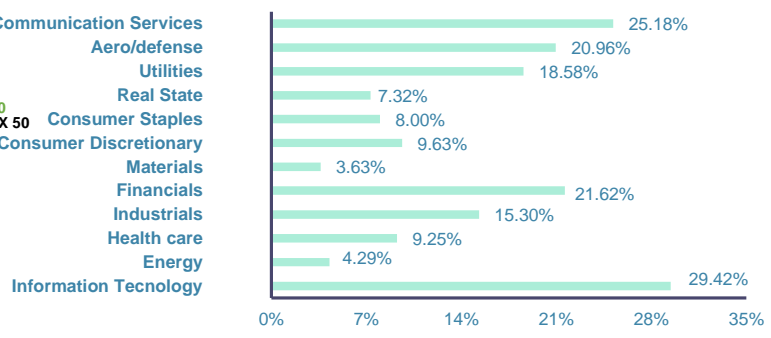


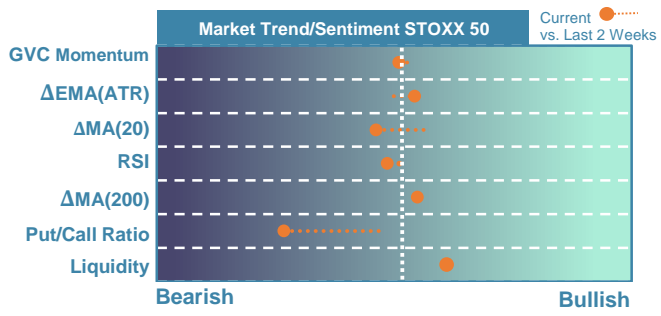
Index's Evolution YTD



MSCI World Sector Evolution YTD

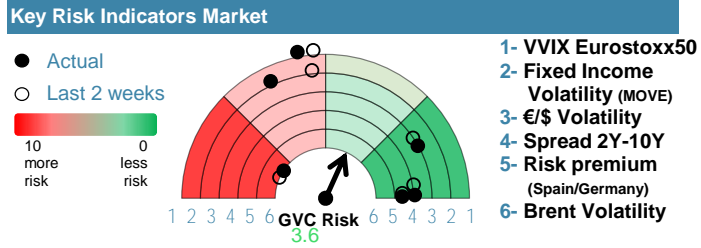


EUROPE

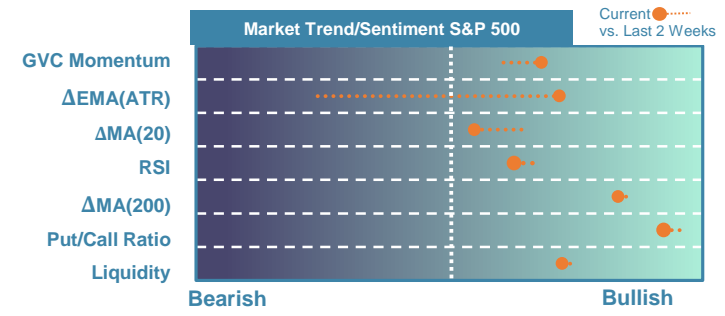


Market Index	Last	Daily Var. 22:00 PM	Future 9:22 AM	Yearly Var.
DJ Eurostoxx 50	4,969.83	0.54%	0.40%	9.91%
DAX 40	19,531.62	0.35%	0.49%	16.60%
CAC 40	7,556.94	0.79%	0.59%	0.18%
FTSE 100	8,285.62	0.45%	0.11%	7.14%
IBEX 35	11,904.00	0.77%	0.03%	17.84%

Fixed Income	Last	Daily Var.	Bip Var.	Yearly Var.
Bond Spain 10Y	2.98	-0.13%	-0.40	-0.67%
Bond Germany 10Y	2.29	-0.22%	-0.50	12.62%
Bond U.K. 10Y	4.26	0.52%	2.20	20.29%
H.Yield ICE BofA	6.39	0.05%	-	-11.82%

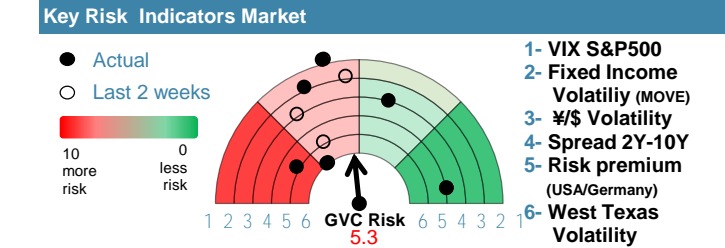


EEUU & ASIA



Market Index	Last	Daily Var. 22:00 PM	Future 9:22 AM	Yearly Var.
DJ Industrial	42,387.57	0.65%	-0.04%	12.47%
S&P 500	5,823.52	0.27%	0.01%	22.09%
Nasdaq 100	20,351.07	0.00%	0.07%	20.95%
Nikkei 225	38,605.53	1.82%	0.33%	15.36%
Shanghai 30	3,322.20	0.68%	0.28%	11.67%

Fixed Income	Last	Daily Var.	Bip Var.	Yearly Var.
Bond EEUU 10Y	4.27	0.76%	3.21	10.50%
Bond Japan 10Y	0.97	2.42%	2.30	55.84%
Bond China 10Y	2.15	0.00%	0.00	-16.83%
H.Yield ICE BofA	6.93	0.50%	-	-5.71%



Commodities	Last	Daily Var.	Yearly Var.
Brent Oil	71.42	-6.09%	-7.29%
Gold	2,743.13	0.10%	32.81%
CRB Index	331.34	-2.41%	9.93%
Copper (USD/LBS)	4.36	-0.18%	12.13%

Currency	Last	Daily Var.	Yearly Var.
€/\$	1.08	0.16%	-2.03%
¥/\$	153.18	0.61%	8.65%
£/€	0.83	-0.04%	-3.82%
B/\$	69,827.88	5.07%	66.22%

Region/ Event	Relevance	Period	Previous	Forecast	Actual	Impact
JOLTS Job Openings	★★★★	Sep 2024	8.04M	7.97M	-	-
Consumer Sentiment	★★★★	Nov 2024	-21.2	-20.88	-18.3	Medium
Consumer Confidence	★★★★	Oct 2024	98.7	99.21	-	-