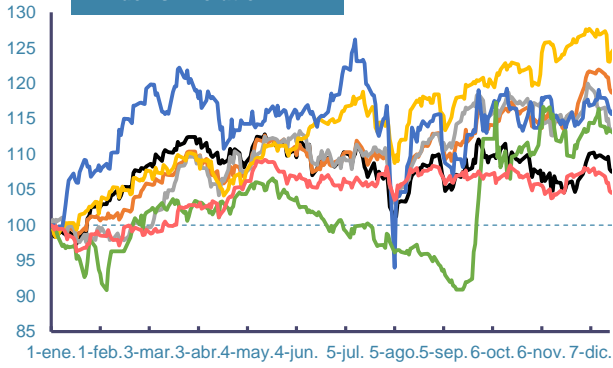
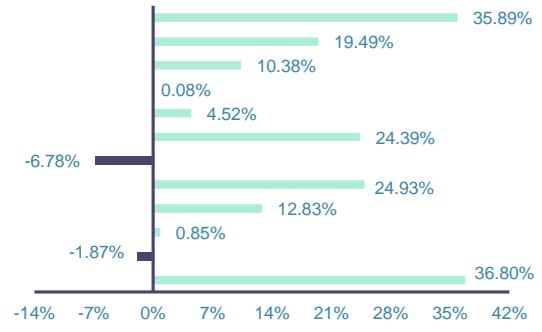


Index's Evolution YTD

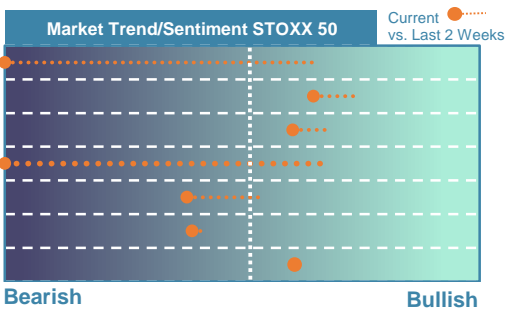


- Communication Services
- Aero/defense
- Utilities
- Real State
- Consumer Staples
- Consumer Discretionary
- Materials
- Financials
- Industrials
- Health care
- Energy
- Information Tecnology

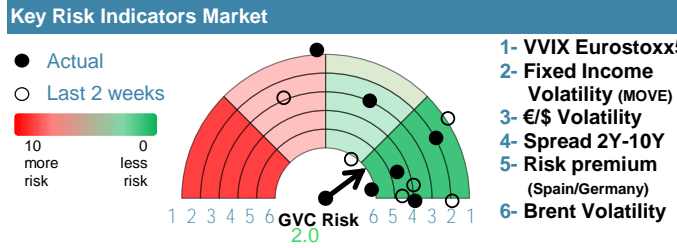
MSCI World Sector Evolution YTD



EUROPE

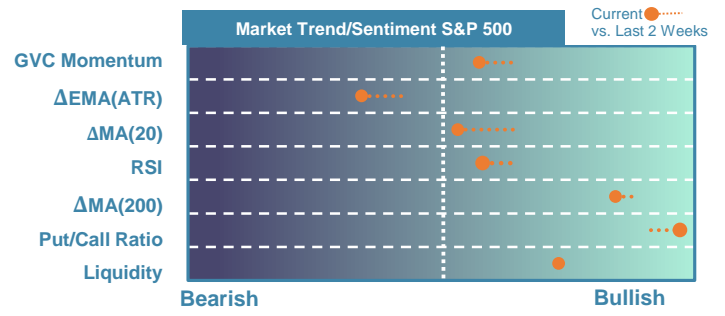


Market Index	Last	Daily Var. 22:00 PM	Future 9:17 AM	Yearly Var.
DJ Eurostoxx 50	4,857.86	0.00%	0.10%	7.44%
DAX 40	19,848.77	0.00%	0.01%	18.49%
CAC 40	7,282.69	0.00%	0.01%	-3.45%
FTSE 100	8,136.99	0.00%	-0.28%	5.22%
IBEX 35	11,473.90	0.00%	-0.19%	13.58%
Fixed Income	Last	Daily Var.	Bip Var.	Yearly Var.
Bond Spain 10Y	3.03	0.00%	0.00	0.87%
Bond Germany 10Y	2.33	-0.17%	-0.40	14.59%
Bond U.K. 10Y	4.60	0.00%	0.00	29.95%
H.Yield ICE BofA	6.39	-100.00%	-	-100.00%

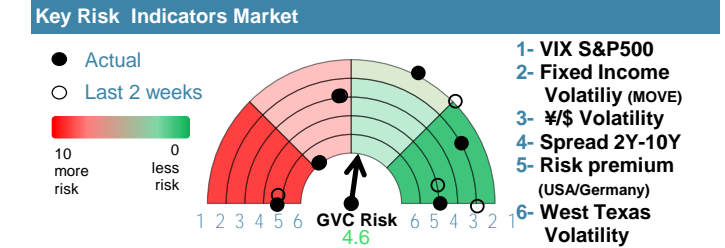


Commodities	Last	Daily Var.	Yearly Var.
Brent Oil	73.26	-0.43%	-4.91%
Gold	2,634.85	0.81%	27.57%
CRB Index	350.20	-0.78%	16.19%
Copper (USD/LBS)	4.11	0.46%	5.59%

EEUU & ASIA



Market Index	Last	Daily Var. 22:00 PM	Future 9:17 AM	Yearly Var.
DJ Industrial	43,325.80	0.07%	-0.32%	14.95%
S&P 500	6,037.59	-0.04%	-0.37%	26.58%
Nasdaq 100	21,768.31	-0.13%	-0.45%	29.37%
Nikkei 225	39,568.06	1.12%	-0.10%	18.24%
Shanghai 30	3,398.08	0.14%	-0.41%	14.22%
Fixed Income	Last	Daily Var.	Bip Var.	Yearly Var.
Bond EEUU 10Y	4.58	-0.17%	-0.80	18.43%
Bond Japan 10Y	1.08	0.93%	1.00	73.28%
Bond China 10Y	1.72	-0.87%	-1.50	-33.39%
H.Yield ICE BofA	7.26	-100.00%	-	-100.00%



Currency	Last	Daily Var.	Yearly Var.
€/\$	1.04	0.17%	-5.56%
¥/\$	157.72	0.33%	11.87%
£/€	0.83	0.40%	-3.98%
B/\$	95,700.63	-3.57%	127.80%

Region/ Event	Relevance	Period	Previous	Forecast	Actual	Impact
Retail Sales (Y.Y)	★★★	Nov 2024	3.50%	2.89%	1%	Low