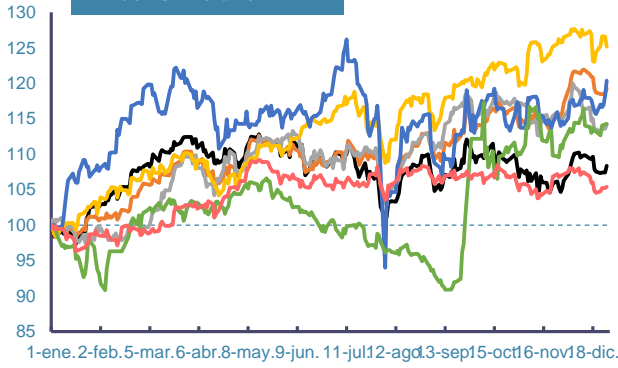
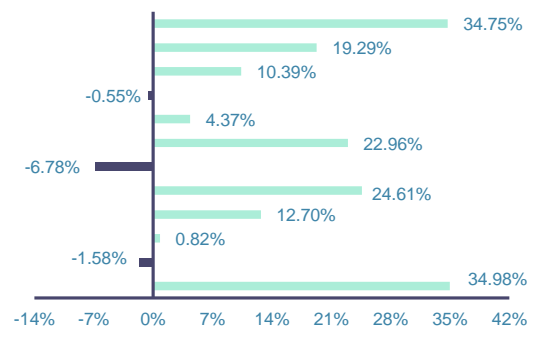


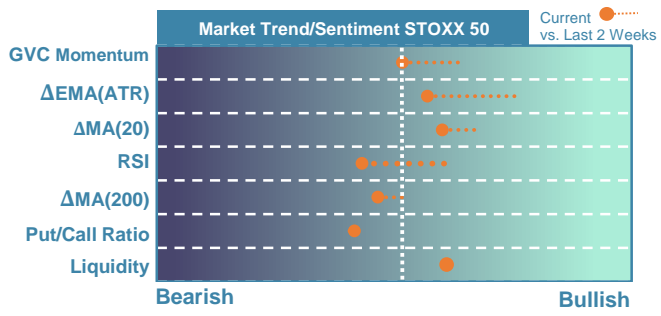
### Index's Evolution YTD



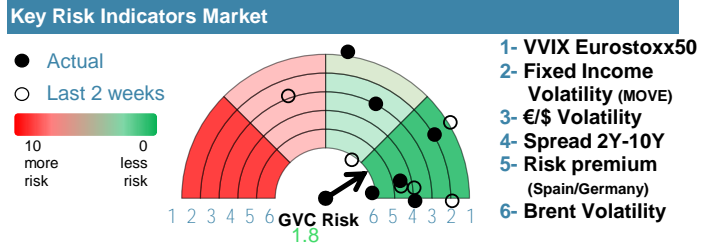
### MSCI World Sector Evolution YTD



## EUROPE

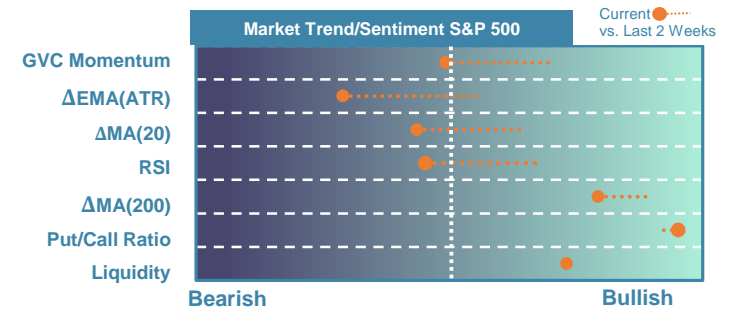


Market Index	Last	Daily Var. 22:00 PM	Future 1:49 PM	Yearly Var.
DJ Eurostoxx 50	4,898.88	0.84%	0.10%	8.34%
DAX 40	19,984.32	0.68%	-0.04%	19.30%
CAC 40	7,355.37	1.00%	0.15%	-2.49%
FTSE 100	8,149.78	0.16%	-0.01%	5.39%
IBEX 35	11,531.60	0.50%	0.58%	14.15%
Fixed Income	Last	Daily Var.	Bip Var.	Yearly Var.
Bond Spain 10Y	3.07	1.49%	4.50	2.37%
Bond Germany 10Y	2.39	2.66%	6.20	17.84%
Bond U.K. 10Y	4.63	0.76%	3.50	30.94%
H.Yield ICE BofA	6.39	-0.29%	-	-15.30%

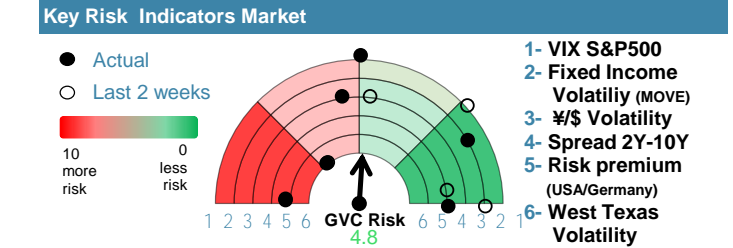


Commodities	Last	Daily Var.	Yearly Var.
Brent Oil	74.17	1.24%	-3.73%
Gold	2,616.84	-0.68%	26.70%
CRB Index	350.39	0.05%	16.25%
Copper (USD/LBS)	4.10	-0.18%	5.40%

## EEUU & ASIA



Market Index	Last	Daily Var. 22:00 PM	Future 1:49 PM	Yearly Var.
DJ Industrial	42,992.21	-0.77%	-0.42%	14.07%
S&P 500	5,970.84	-1.11%	-0.59%	25.18%
Nasdaq 100	21,473.01	-1.36%	-0.68%	27.62%
Nikkei 225	40,281.16	1.80%	-0.30%	20.37%
Shanghai 30	3,400.14	0.06%	0.29%	14.29%
Fixed Income	Last	Daily Var.	Bip Var.	Yearly Var.
Bond EEUU 10Y	4.62	0.98%	4.46	19.59%
Bond Japan 10Y	1.11	2.86%	3.10	78.24%
Bond China 10Y	1.71	-1.27%	-2.20	-33.66%
H.Yield ICE BofA	7.26	-0.03%	-	-1.77%



Currency	Last	Daily Var.	Yearly Var.
€/\$	1.04	0.05%	-5.52%
¥/\$	157.91	0.12%	12.01%
£/€	0.83	-0.43%	-4.39%
B/\$	94,261.56	-1.50%	124.38%

Region/ Event	Relevance	Period	Previous	Forecast	Actual	Impact
Pndg. Sales Chg. (M.M)	★ ★ ★	Nov 2024	2%	0.79%	-	-
HICP (Y.Y)	★ ★ ★ ★	Dec 2024	2.40%	2.64%	2.80%	Medium