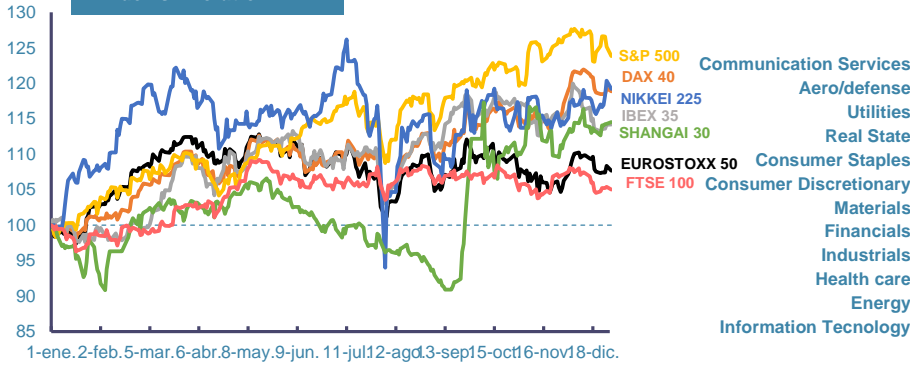
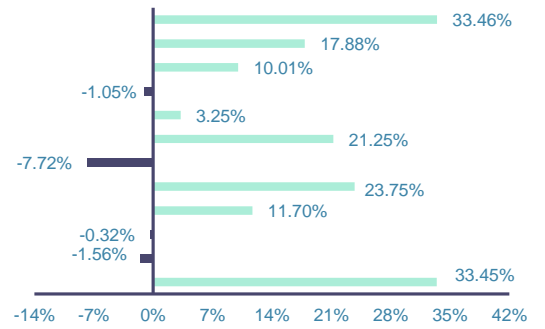


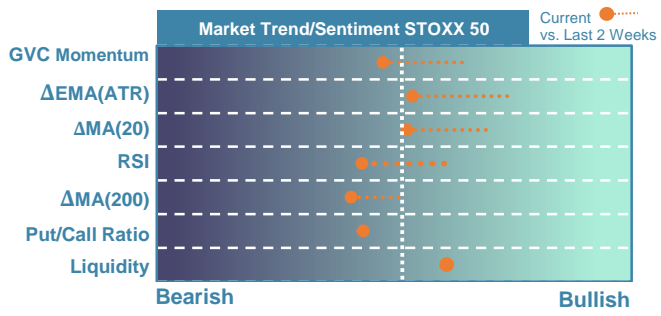
Index's Evolution YTD



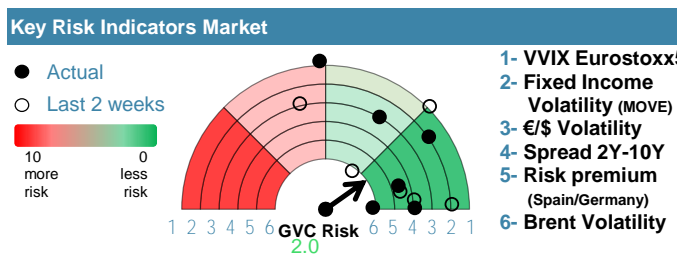
MSCI World Sector Evolution YTD



EUROPE

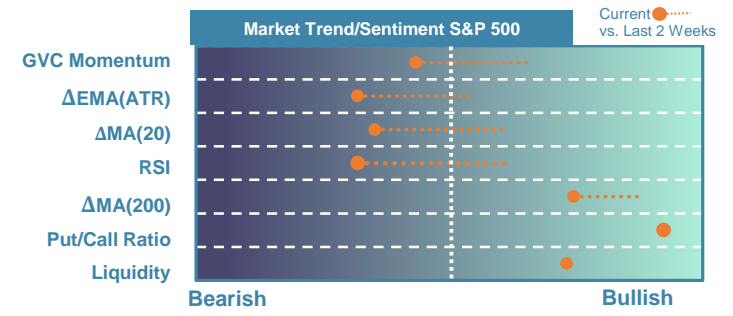


Market Index	Last	Daily Var. 22:00 PM	Future 10:52 AM	Yearly Var.
DJ Eurostoxx 50	4,869.28	-0.60%	-0.67%	7.69%
DAX 40	19,909.14	-0.38%	-0.62%	18.85%
CAC 40	7,313.56	-0.57%	0.27%	-3.04%
FTSE 100	8,121.01	-0.35%	0.14%	5.01%
IBEX 35	11,536.80	0.05%	0.26%	14.20%
Fixed Income	Last	Daily Var.	Bip Var.	Yearly Var.
Bond Spain 10Y	3.06	-0.52%	-1.60	1.83%
Bond Germany 10Y	2.36	-1.26%	-3.00	16.36%
Bond U.K. 10Y	4.62	-0.39%	-1.80	30.43%
H.Yield ICE BofA	6.39	0.26%	-	-15.05%

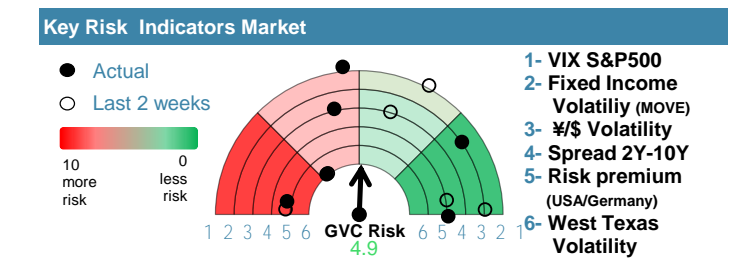


Commodities	Last	Daily Var.	Yearly Var.
Brent Oil	74.39	0.30%	-3.44%
Gold	2,600.43	-0.63%	25.90%
CRB Index	356.77	1.82%	18.37%
Copper (USD/LBS)	4.09	-0.18%	5.21%

EEUU & ASIA



Market Index	Last	Daily Var. 22:00 PM	Future 10:52 AM	Yearly Var.
DJ Industrial	42,573.73	-0.97%	0.18%	12.96%
S&P 500	5,906.94	-1.07%	0.29%	23.84%
Nasdaq 100	21,197.09	-1.28%	0.40%	25.98%
Nikkei 225	39,894.54	-0.96%	-1.35%	19.22%
Shanghai 30	3,407.33	0.21%	0.00%	14.54%
Fixed Income	Last	Daily Var.	Bip Var.	Yearly Var.
Bond EEUU 10Y	4.55	-1.70%	-7.86	17.56%
Bond Japan 10Y	1.08	-2.96%	-3.30	72.96%
Bond China 10Y	1.71	0.06%	0.10	-33.62%
H.Yield ICE BofA	7.27	-0.15%	-	-1.75%



Currency	Last	Daily Var.	Yearly Var.
€/€	1.04	-0.20%	-5.70%
¥/\$	157.01	-0.57%	11.37%
£/€	0.83	0.15%	-4.25%
B/\$	92,534.88	-1.83%	120.27%

Region/ Event	Relevance	Period	Previous	Forecast	Actual	Impact
CaseShiller 20 (M.M)	★★★	oct-24	0.20%	0.24%	-	-