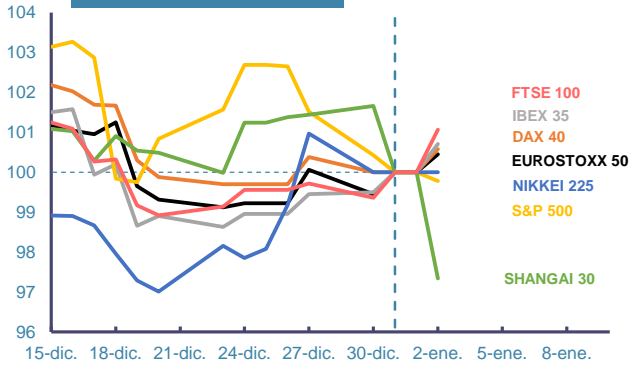
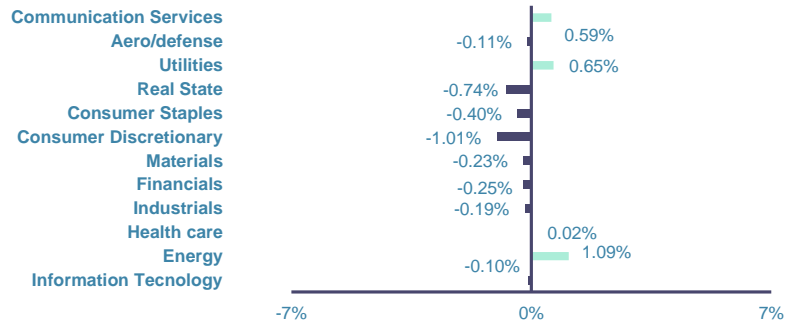


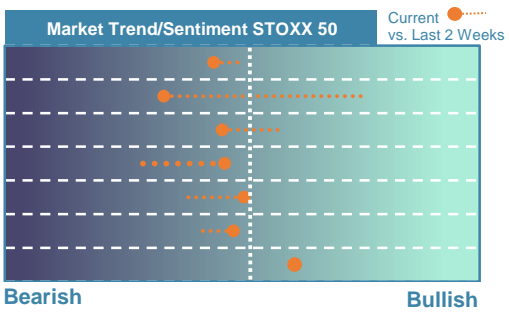
**Index's Evolution YTD**



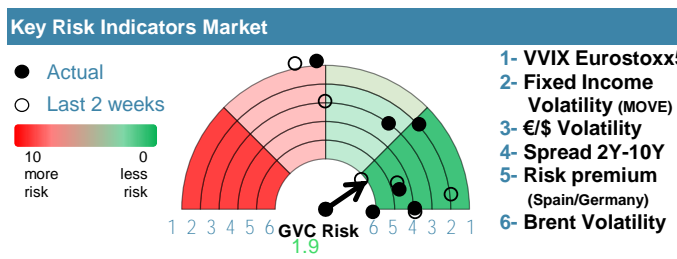
**MSCI World Sector Evolution YTD**



**EUROPE**

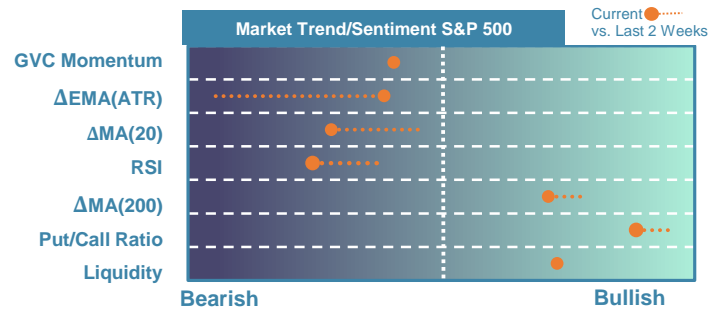


Market Index	Last	Daily Var. 22:00 PM	Future 8:29 AM	Yearly Var.
DJ Eurostoxx 50	4,917.88	0.45%	-0.16%	0.45%
DAX 40	20,024.66	0.58%	-0.10%	0.58%
CAC 40	7,393.76	0.18%	-0.27%	0.18%
FTSE 100	8,260.09	1.07%	-0.17%	1.07%
IBEX 35	11,676.90	0.71%	0.03%	0.71%
Fixed Income	Last	Daily Var.	Bip Var.	Yearly Var.
Bond Spain 10Y	3.05	-0.42%	-1.30	-0.42%
Bond Germany 10Y	2.37	0.25%	0.60	0.25%
Bond U.K. 10Y	4.60	0.55%	2.50	0.55%
H.Yield ICE BofA	5.47	0.00%	-	-0.27%

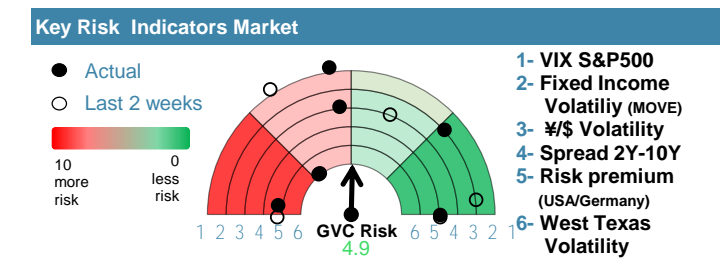


Commodities	Last	Daily Var.	Yearly Var.
Brent Oil	75.93	1.73%	1.73%
Gold	2,653.73	1.08%	1.08%
CRB Index	298.98	0.76%	0.76%
Copper (USD/LBS)	4.03	-0.01%	-0.01%

**EEUU & ASIA**



Market Index	Last	Daily Var. 22:00 PM	Future 8:29 AM	Yearly Var.
DJ Industrial	42,392.27	-0.36%	0.18%	-0.36%
S&P 500	5,868.55	-0.22%	0.24%	-0.22%
Nasdaq 100	20,975.62	-0.17%	0.33%	-0.17%
Nikkei 225	39,894.54	0.00%	-1.55%	0.00%
Shanghai 30	3,262.56	-2.66%	0.76%	-2.66%
Fixed Income	Last	Daily Var.	Bip Var.	Yearly Var.
Bond EEUU 10Y	4.57	-0.04%	-0.20	-0.04%
Bond Japan 10Y	1.08	0.00%	0.00	0.00%
Bond China 10Y	1.61	-3.99%	-6.70	-3.99%
H.Yield ICE BofA	7.25	0.00%	-	-0.66%



Currency	Last	Daily Var.	Yearly Var.
€/\$	1.03	-0.87%	-0.85%
¥/\$	157.37	-0.18%	0.01%
£/€	0.83	0.42%	0.42%
B/\$	96,876.81	2.47%	3.82%

Region/ Event	Relevance	Period	Previous	Forecast	Actual	Impact
Unemployment Chg	★★★★	Dec 2024	6.000	14.600	-	-
Unemployment Rate	★★★★	Dec 2024	6.10%	6.18%	-	-