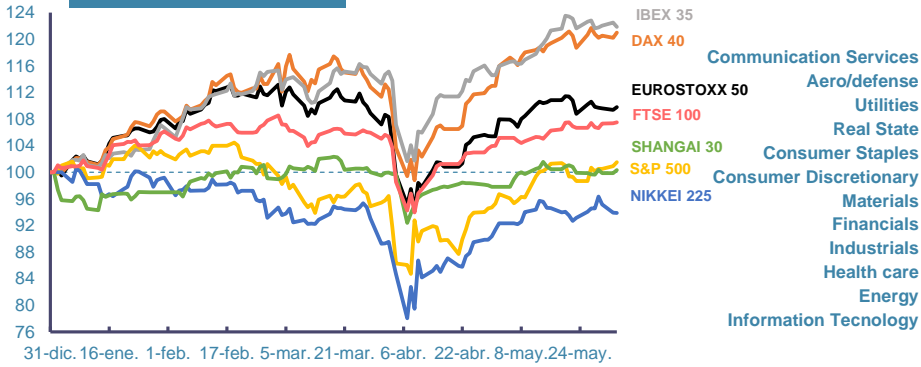
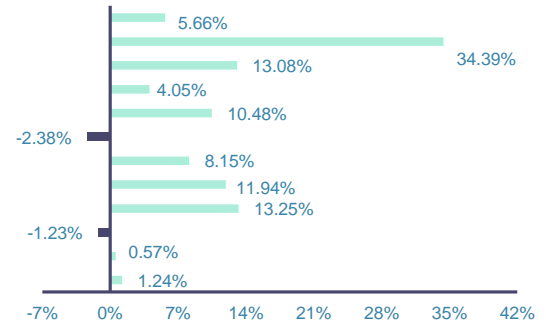


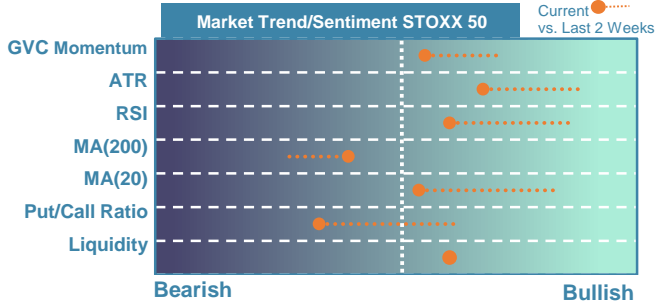
Index's Evolution YTD



MSCI World Sector Evolution YTD

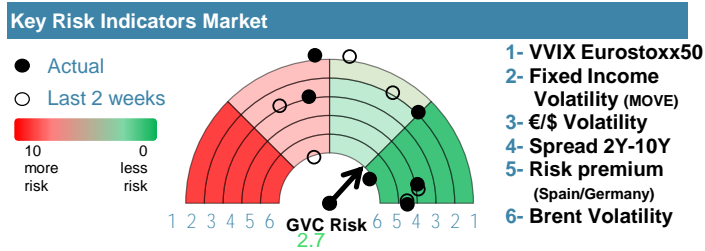


EUROPE



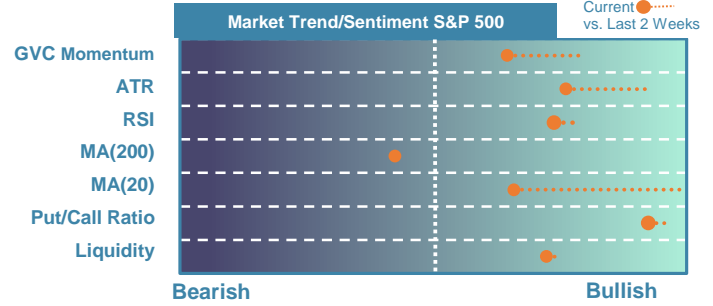
Market Index	Last	Daily Var. 22:00 PM	Future 9:27 AM	Yearly Var.
DJ Eurostoxx 50	5,375.70	0.38%	0.37%	9.80%
DAX 40	24,091.62	0.67%	0.57%	21.01%
CAC 40	7,763.84	0.34%	0.27%	5.19%
FTSE 100	8,787.02	0.15%	-0.04%	7.51%
IBEX 35	14,128.40	-0.52%	0.25%	21.85%

Fixed Income	Last	Daily Var.	Bip Var.	Bip Yearly Var.
Bond Spain 10Y	3.09	-0.48%	-1.50	2.70
Bond Germany 10Y	2.51	-0.71%	-1.80	14.40
Bond U.K. 10Y	4.64	-0.79%	-3.70	6.50
H.Yield ICE BofA	5.47	0.78%	-	10.70



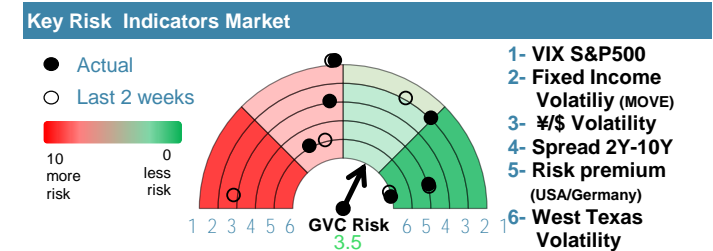
Commodities	Last	Daily Var.	Yearly Var.
Brent Oil	65.63	1.55%	-12.07%
Gold	3,349.15	-0.75%	27.57%
CRB Index	296.81	0.64%	0.03%
Copper (USD/t)	9,686.31	0.19%	11.95%

EEU & ASIA



Market Index	Last	Daily Var. 22:00 PM	Future 9:27 AM	Yearly Var.
DJ Industrial	42,519.64	0.51%	-	-0.06%
S&P 500	5,970.37	0.58%	-0.05%	1.51%
Nasdaq 100	21,662.58	0.79%	-0.12%	3.10%
Nikkei 225	37,446.81	-0.06%	0.72%	-6.14%
Shanghai 30	3,361.98	0.43%	0.58%	0.31%

Fixed Income	Last	Daily Var.	Bip Var.	Bip Yearly Var.
Bond EEUU 10Y	4.46	0.37%	1.64	-11.09
Bond Japan 10Y	1.49	-1.66%	-2.50	40.40
Bond China 10Y	1.71	0.35%	0.60	2.60
H.Yield ICE BofA	7.26	0.73%	-	1.60



Currency	Last	Daily Var.	Yearly Var.
€/\$	1.14	-0.62%	9.83%
¥/\$	143.97	1.00%	-8.51%
£/€	0.84	-0.20%	1.84%
B/\$	105,374.90	-0.55%	12.93%

Region/ Event	Relevance	Period	Previous	Forecast	Actual	Impact
S&P Global Comp (f.) PMI	★★★★★	May 2025	48.6	48.6	-	-
S&P Global Svcs PMI	★★★★	May 2025	52.9	52	-	-
S&P Global Comp (f.) PMI	★★★★★	May 2025	48	48	-	-
S&P Global Comp (f.) PMI	★★★★★	May 2025	49.5	49.51	-	-
S&P Global Comp (f.) PMI	★★★★★	May 2025	52.1	-	-	-
S&P Global Services PMI (f.)	★★★★★	May 2025	52.3	-	-	-
Services PMI	★★★★	May 2025	53.4	52.57	51.3	Medium
Industrial Output (Y.Y)	★★★★	Apr 2025	1%	-	0.60%	Low
S&P Global Services (f.) PMI	★★★★★	May 2025	48.9	48.92	-	-