GVC INSTITUTE ECONOMIC RESEARCH

23/01/2026 9:19

DAILY REPORT

Index's Evolution YTD

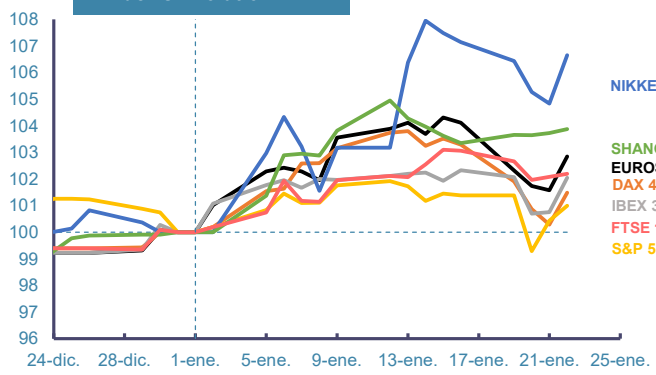

MSCI World Sector Evolution YTD

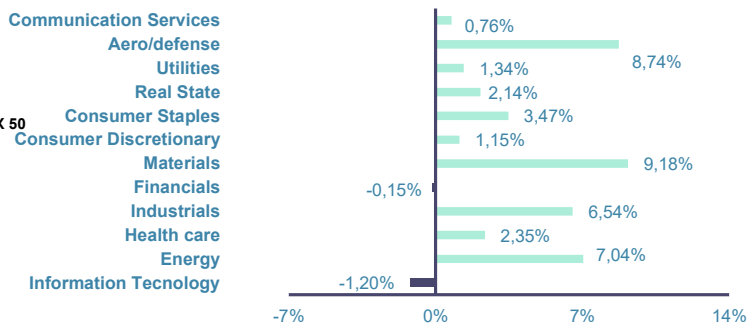

EUROPE

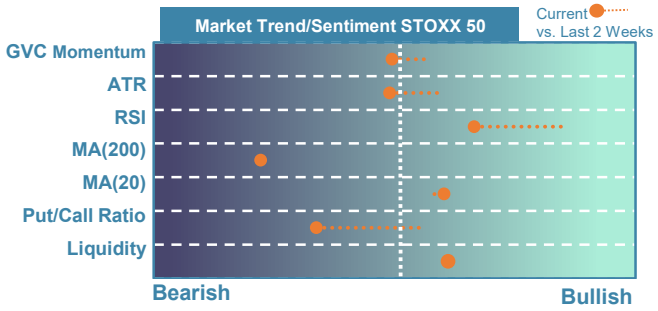

Market Indexs	Last	Daily Var. 22:00 PM	Future 9:19 AM	Yearly Var.
DJ Eurostoxx 50	5.956,17	1,25%	-	2,85%
DAX 40	24.856,47	1,20%	-	1,49%
CAC 40	8.148,89	0,99%	-0,36%	-0,01%
FTSE 100	10.150,05	0,12%	0,08%	2,20%
IBEX 35	17.663,40	1,28%	-0,59%	2,05%

Fixed Income	Last	Daily Var.	Bip Var.	Bip Yearly Var.
Bond Spain 10Y	3,27	-0,15%	-0,50	-2,70
Bond Germany 10Y	2,88	0,17%	0,50	2,90
Bond U.K. 10Y	4,48	0,36%	1,60	0,10
H.Yield ICE BofA	-	-	-	-

Key Risk Indicators Market

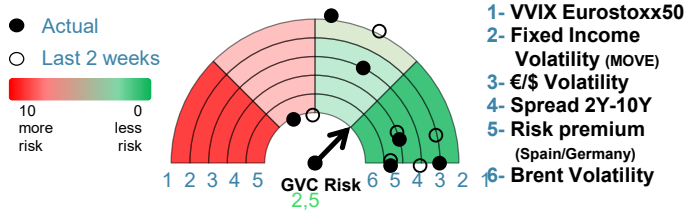

EEUU & ASIA

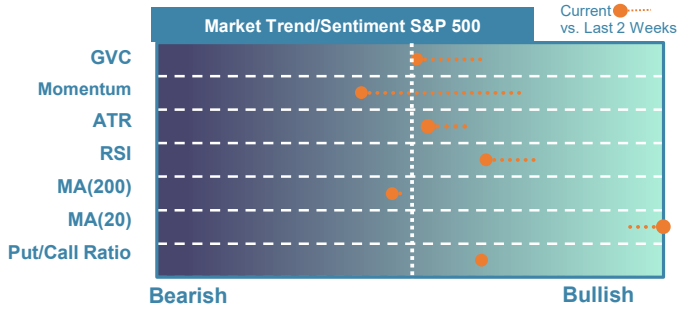

Market Index	Last	Daily Var. 22:00 PM	Future 9:19 AM	Yearly Var.
DJ Industrial	49.384,01	0,63%	-	2,75%
S&P 500	6.913,35	0,55%	0,13%	0,99%
Nasdaq 100	25.518,35	0,76%	0,09%	1,06%
Nikkei 225	53.688,89	1,73%	-0,07%	6,65%
Shanghai 30	4.122,58	0,14%	0,46%	3,87%

Fixed Income	Last	Daily Var.	Bip Var.	Bip Yearly Var.
Bond EEUU 10Y	4,25	-0,09%	-0,39	8,58
Bond Japan 10Y	2,25	-1,84%	-4,20	17,40
Bond China 10Y	1,84	0,16%	0,30	-2,40
H.Yield ICE BofA	-	-	-	-

Key Risk Indicators Market

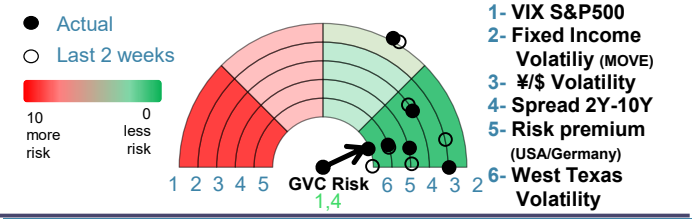

Commodities	Last	Daily Var.	Yearly Var.
Brent Oil	64,06	-1,81%	5,28%
Gold	4.873,79	2,79%	12,70%
CRB Index	308,41	-0,26%	3,22%
Copper (USD/t)	12.672,66	-0,85%	1,76%

Currency	Last	Daily Var.	Yearly Var.
€/$	1,18	0,62%	0,09%
¥/$	158,50	0,03%	1,19%
£/€	0,87	-0,11%	-0,30%
B/$	89.443,44	-0,06%	2,18%

Region/ Event	Relevance	Period	Previous	Forecast	Actual	Impact
Consumer Confid. Flash	★★★	Jan 2026	-13,1	-12,91	-	-
S&P Global Comp. PMI	★★★	Jan 2026	51,5	51,79	-	-
Composite PMI	★★★	Jan 2026	51,4	51,61	-	-
S&P Global Mfg. PMI	★★★	Jan 2026	51,8	51,94	-	-
S&P Global Svcs. PMI	★★★	Jan 2026	52,5	52,79	-	-
Michigan Sentiment (f.)	★★★	Jan 2026	54	54	-	-
Retail Sales (Y.Y)	★★★	Dec 2025	0,60%	1%	2,50%	Medium
Composite PMI	★★★	Jan 2026	50	50,2	-	-
Composite PMI	★★★	Jan 2026	51,3	51,61	-	-

research@gvcinstitute.com