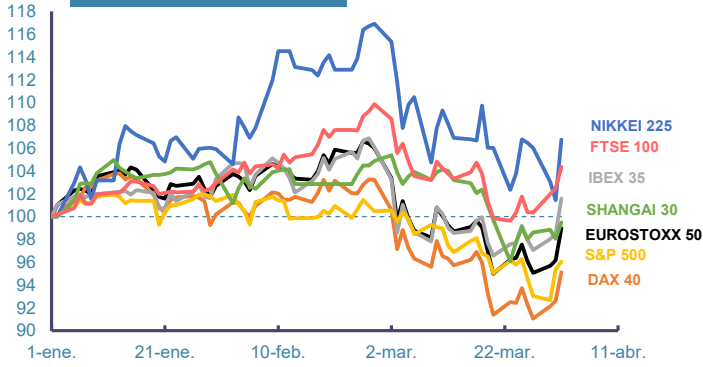
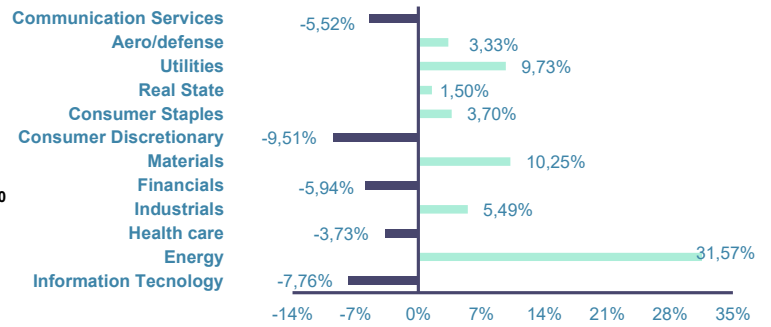


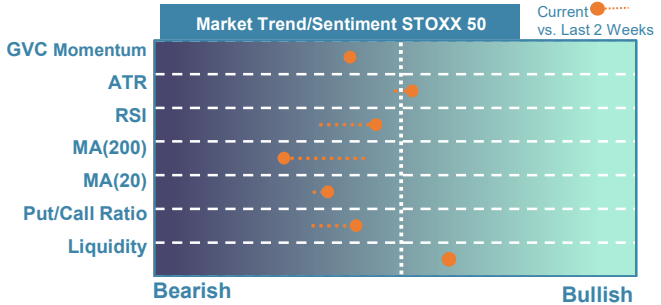
Index's Evolution YTD



MSCI World Sector Evolution YTD

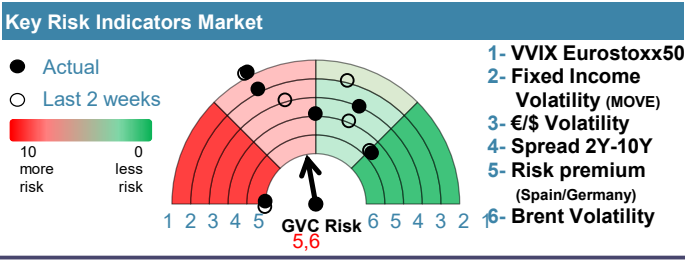


EUROPE



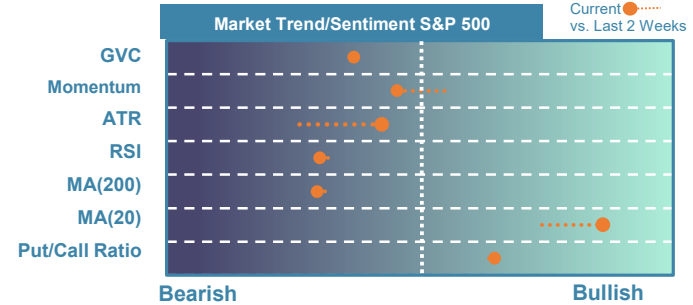
Market Index	Last	Daily Var. 22:00 PM	Future 9:12 AM	Yearly Var.
DJ Eurostoxx 50	5.732,70	2,93%	-	-1,01%
DAX 40	23.298,89	2,73%	-	-4,87%
CAC 40	7.981,27	2,10%	-1,50%	-2,06%
FTSE 100	10.364,79	1,85%	-0,68%	4,36%
IBEX 35	17.580,40	3,11%	-1,72%	1,57%

Fixed Income	Last	Daily Var.	Bip Var.	Bip Yearly Var.
Bond Spain 10Y	3,48	-0,63%	-2,20	19,20
Bond Germany 10Y	3,00	-0,37%	-1,10	14,20
Bond U.K. 10Y	4,83	-1,73%	-8,50	35,60
H.Yield ICE BofA	-	-	-	-



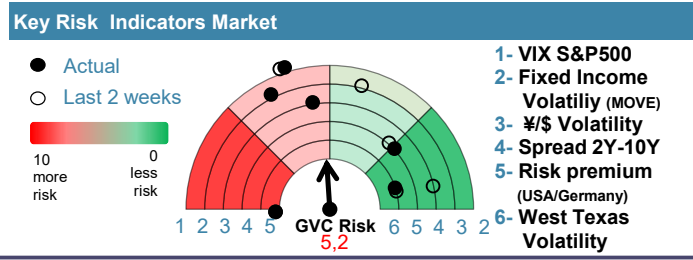
Commodities	Last	Daily Var.	Yearly Var.
Brent Oil	101,16	-14,52%	66,24%
Gold	4.763,51	3,03%	10,15%
CRB Index	371,12	-0,35%	24,21%
Copper (USD/t)	12.349,09	0,75%	-0,84%

EEU & ASIA



Market Index	Last	Daily Var. 22:00 PM	Future 9:12 AM	Yearly Var.
DJ Industrial	46.565,74	0,48%	-	-3,12%
S&P 500	6.575,32	0,72%	-1,32%	-3,95%
Nasdaq 100	24.019,99	1,18%	-1,60%	-4,87%
Nikkei 225	53.739,68	5,24%	-3,11%	6,75%
Shanghai 30	3.948,55	1,46%	-1,08%	-0,51%

Fixed Income	Last	Daily Var.	Bip Var.	Bip Yearly Var.
Bond EEUU 10Y	4,33	0,21%	0,90	16,69
Bond Japan 10Y	2,31	-1,62%	-3,80	24,10
Bond China 10Y	1,82	0,33%	0,60	-3,80
H.Yield ICE BofA	-	-	-	-



Currency	Last	Daily Var.	Yearly Var.
€/\$	1,16	0,30%	-1,34%
¥/\$	158,60	-0,08%	1,26%
£/€	0,87	-0,23%	-0,17%
B/\$	68.106,00	-0,19%	-22,20%

Region/ Event	Relevance	Period	Previous	Forecast	Actual	Impact
Retail Sales (M.M)	★	Feb 2026	0,60%	-	-	-
Retail Sales (Y.Y)	★★★	Feb 2026	2,30%	-	-	-
International Trade \$	★★★★	Feb 2026	-54,500M	-62,010M	-	-
Initial Jobless	★★★★	W 28 Mar	210,000	211,900	-	-