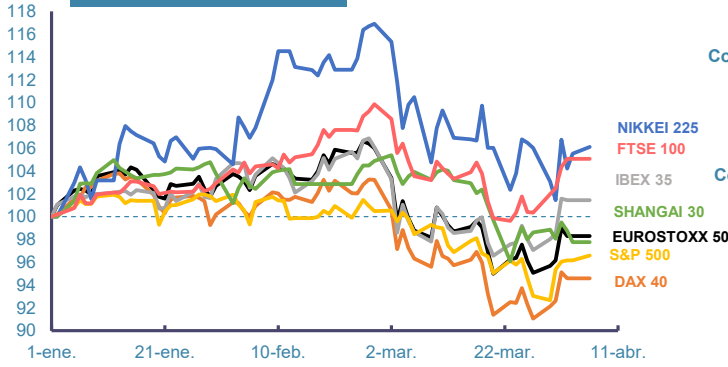
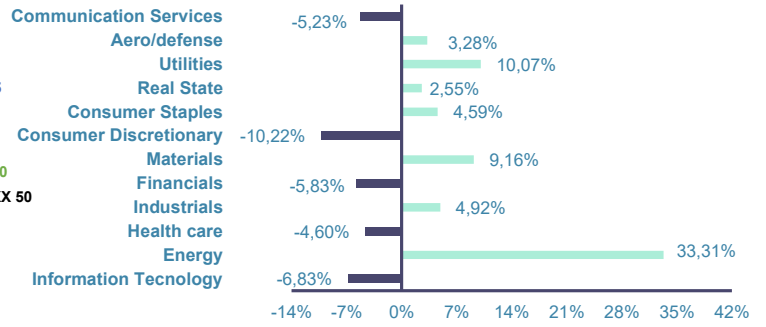


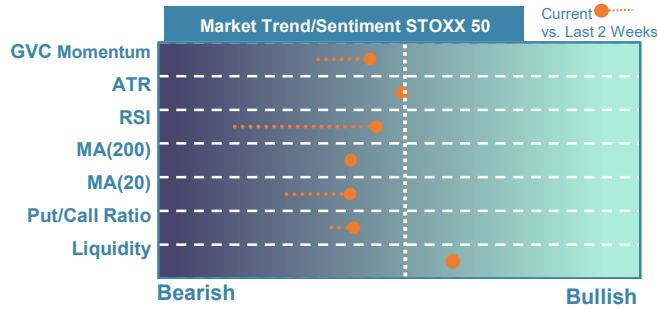
Index's Evolution YTD



MSCI World Sector Evolution YTD



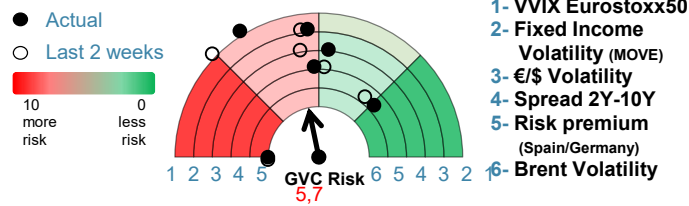
EUROPE



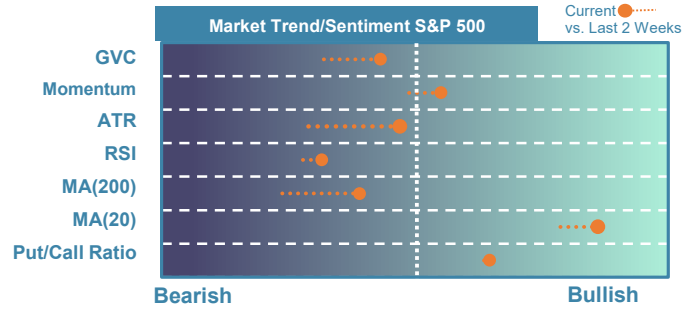
Market Index	Last	Daily Var. 22:00 PM	Future 9:05 AM	Yearly Var.
DJ Eurostoxx 50	5.692,86	0,00%	-	-1,70%
DAX 40	23.168,08	0,00%	-	-5,40%
CAC 40	7.962,39	0,00%	0,19%	-2,30%
FTSE 100	10.436,29	0,00%	0,17%	5,08%
IBEX 35	17.555,90	0,00%	0,14%	1,43%

Fixed Income	Last	Daily Var.	Bip Var.	Bip Yearly Var.
Bond Spain 10Y	3,49	0,00%	0,00	19,30
Bond Germany 10Y	3,00	0,00%	0,00	14,20
Bond U.K. 10Y	4,84	0,00%	0,00	36,60
H.Yield ICE BofA	-	-	-	-

Key Risk Indicators Market



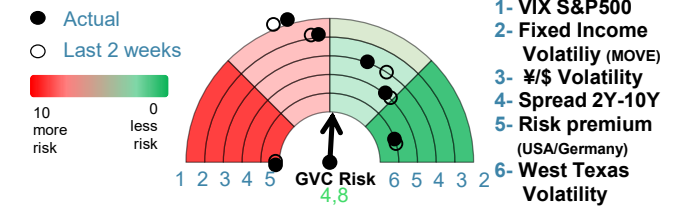
EEUU & ASIA



Market Index	Last	Daily Var. 22:00 PM	Future 9:05 AM	Yearly Var.
DJ Industrial	46.669,88	0,36%	-	-2,90%
S&P 500	6.611,83	0,44%	-0,38%	-3,41%
Nasdaq 100	24.192,17	0,61%	-0,50%	-4,19%
Nikkei 225	53.413,68	0,55%	0,07%	6,11%
Shanghai 30	3.880,10	0,00%	0,59%	-2,24%

Fixed Income	Last	Daily Var.	Bip Var.	Bip Yearly Var.
Bond EEUU 10Y	4,34	0,75%	3,22	17,41
Bond Japan 10Y	2,42	1,72%	4,10	35,10
Bond China 10Y	1,82	0,00%	0,00	-4,00
H.Yield ICE BofA	-	-	-	-

Key Risk Indicators Market



Commodities	Last	Daily Var.	Yearly Var.
Brent Oil	109,77	0,68%	80,39%
Gold	4.662,87	-0,20%	7,82%
CRB Index	382,46	0,38%	28,01%
Copper (USD/t)	12.287,94	0,00%	-1,33%

Currency	Last	Daily Var.	Yearly Var.
€/€	1,15	0,21%	-1,74%
¥/\$	159,67	0,02%	1,94%
£/€	0,87	-0,02%	-0,13%
B/\$	68.842,63	2,91%	-21,36%

Region/ Event	Relevance	Period	Previous	Forecast	Actual	Impact
S&P Global Comp (f.) PMI	★★★★	Mar 2026	51,9	-	-	-
S&P Global Svcs PMI	★★★★	Mar 2026	52,3	-	-	-
S&P Global Comp (f.) PMI	★★★★	Mar 2026	48,3	-	-	-
S&P Global Comp (f.) PMI	★★★★	Mar 2026	50,5	-	-	-
Consumer Credit	★★★★	Feb 2026	8,05%	-	-	-
Services PMI	★★★★	Mar 2026	51,9	-	-	-
Durable Goods	★★★★	Feb 2026	0%	-	-	-
S&P Global Svcs (f.) PMI	★★★★	Mar 2026	50,1	-	-	-
S&P Global Svcs PMI	★★★★	Mar 2026	51,2	-	-	-