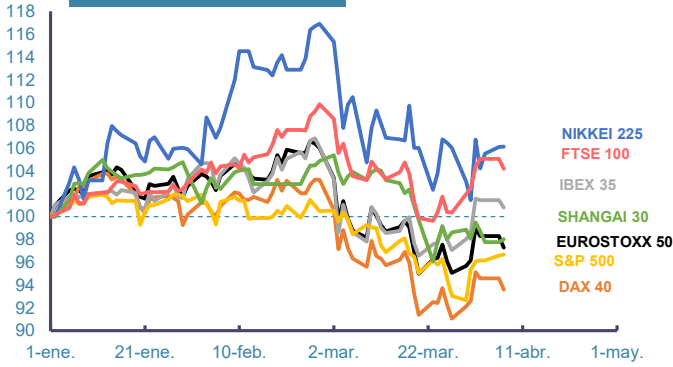
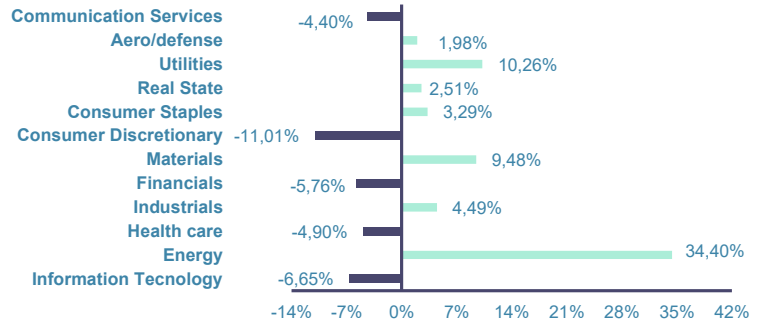


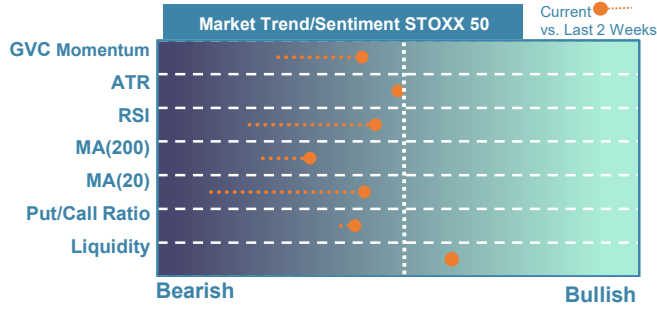
Index's Evolution YTD



MSCI World Sector Evolution YTD



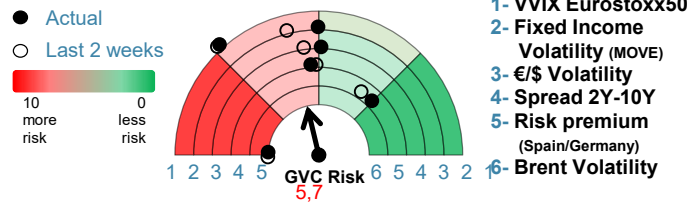
EUROPE



Market Index	Last	Daily Var. 22:00 PM	Future 9:16 AM	Yearly Var.
DJ Eurostoxx 50	5.633,22	-1,05%	-	-2,73%
DAX 40	22.921,59	-1,06%	-	-6,41%
CAC 40	7.908,74	-0,67%	4,66%	-2,95%
FTSE 100	10.348,79	-0,84%	2,70%	4,20%
IBEX 35	17.444,30	-0,64%	4,25%	0,79%

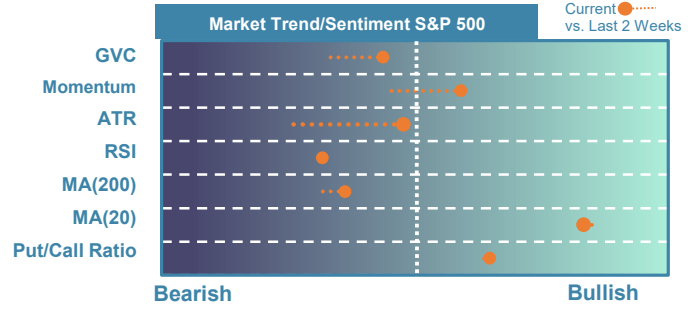
Fixed Income	Last	Daily Var.	Bip Var.	Bip Yearly Var.
Bond Spain 10Y	3,58	2,70%	9,40	28,70
Bond Germany 10Y	3,08	2,90%	8,70	22,90
Bond U.K. 10Y	4,91	1,36%	6,60	43,20
H.Yield ICE BofA	-	-	-	-

Key Risk Indicators Market



Commodities	Last	Daily Var.	Yearly Var.
Brent Oil	109,27	-0,46%	79,57%
Gold	4.642,15	-0,44%	7,34%
CRB Index	381,38	-0,28%	27,65%
Copper (USD/t)	12.228,36	-0,48%	-1,81%

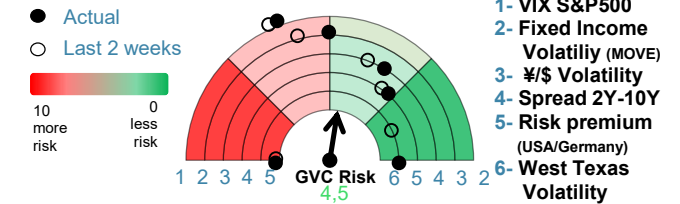
EEUU & ASIA



Market Index	Last	Daily Var. 22:00 PM	Future 9:16 AM	Yearly Var.
DJ Industrial	46.584,46	-0,18%	-	-3,08%
S&P 500	6.616,85	0,08%	2,52%	-3,34%
Nasdaq 100	24.202,37	0,04%	3,21%	-4,15%
Nikkei 225	53.429,56	0,03%	5,32%	6,14%
Shanghai 30	3.890,16	0,26%	2,82%	-1,98%

Fixed Income	Last	Daily Var.	Bip Var.	Bip Yearly Var.
Bond EEUU 10Y	4,31	-0,56%	-2,42	14,98
Bond Japan 10Y	2,39	-1,36%	-3,30	31,80
Bond China 10Y	1,82	0,00%	0,00	-4,00
H.Yield ICE BofA	-	-	-	-

Key Risk Indicators Market



Currency	Last	Daily Var.	Yearly Var.
€/\$	1,16	0,46%	-1,28%
¥/\$	158,97	-0,44%	1,49%
£/€	0,87	0,19%	0,06%
B/\$	72.049,00	4,66%	-17,70%

Region/ Event	Relevance	Period	Previous	Forecast	Actual	Impact
Industrial Orders (M.M)	★ ★ ★	Feb 2026	-11,10%	1,87%	0,90%	Low
Trade Balance	★	Feb 2026	-1,843M	-	-5,778M	Medium
Reserve Assets Total	★ ★ ★	Mar 2026	421.573M	-	390.629M	Medium
Producer Prices (Y.Y)	★ ★ ★	Feb 2026	-2,10%	-3,07%	-	-
Producer Prices (M.M)	★ ★	Feb 2026	0,70%	-0,67%	-	-
Retail Sales (M.M)	★ ★	Feb 2026	-0,10%	-0,16%	-	-
S&P Global Cons PMI	★ ★	Mar 2026	44,5	43,37	-	-