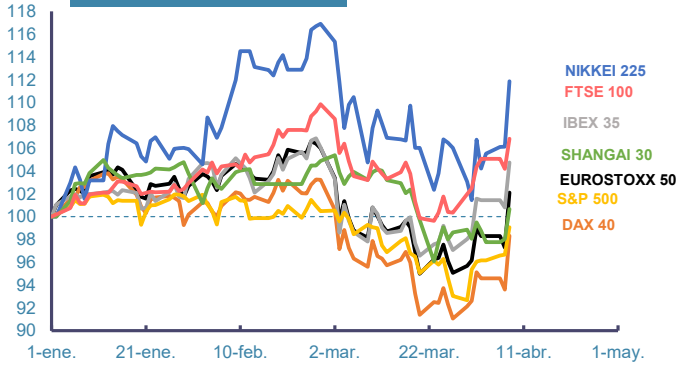
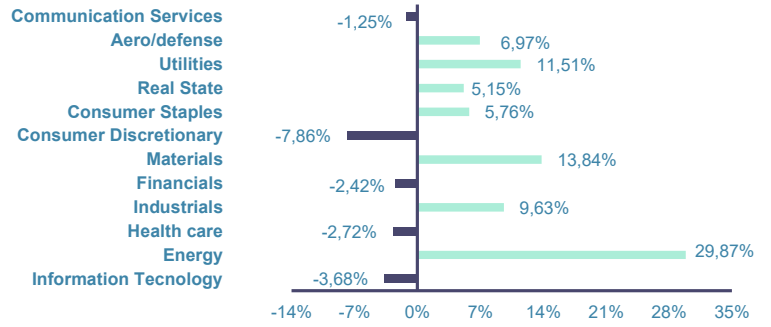


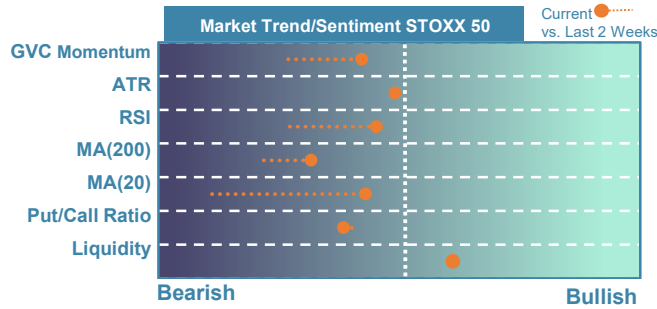
Index's Evolution YTD



MSCI World Sector Evolution YTD

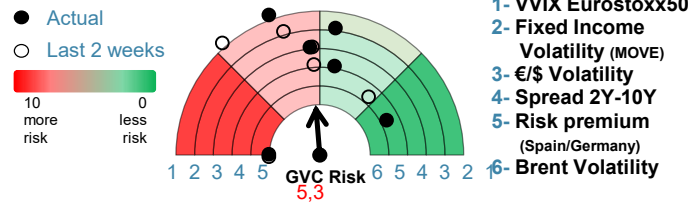


EUROPE



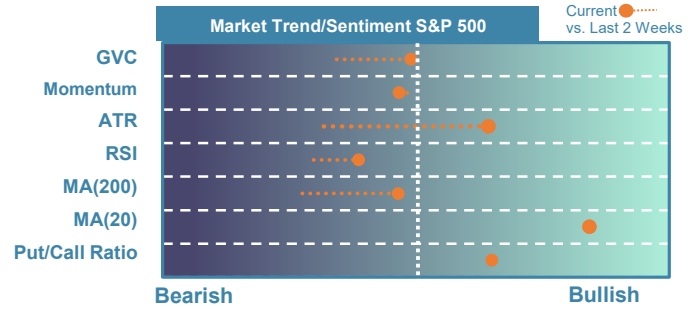
Market Index	Last	Daily Var. 22:00 PM	Future 9:14 AM	Yearly Var.
DJ Eurostoxx 50	5.913,37	4,97%	-	2,11%
DAX 40	24.080,63	5,06%	-	-1,67%
CAC 40	8.263,87	4,49%	-0,27%	1,40%
FTSE 100	10.608,88	2,51%	0,46%	6,82%
IBEX 35	18.132,30	3,94%	-0,26%	4,76%
Fixed Income	Last	Daily Var.	Bip Var.	Bip Yearly Var.
Bond Spain 10Y	3,39	-5,37%	-19,20	9,50
Bond Germany 10Y	2,94	-4,51%	-13,90	9,00
Bond U.K. 10Y	4,71	-3,98%	-19,50	23,70
H.Yield ICE BofA	-	-	-	-

Key Risk Indicators Market



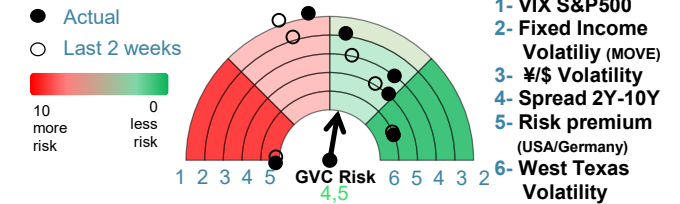
Commodities	Last	Daily Var.	Yearly Var.
Brent Oil	94,75	-13,29%	55,71%
Gold	4.744,08	2,20%	9,70%
CRB Index	366,27	-3,96%	22,59%
Copper (USD/t)	12.611,86	3,14%	1,27%

EEUU & ASIA



Market Index	Last	Daily Var. 22:00 PM	Future 9:14 AM	Yearly Var.
DJ Industrial	47.909,92	2,85%	-	-0,32%
S&P 500	6.782,81	2,51%	-0,21%	-0,92%
Nasdaq 100	24.903,17	2,90%	-0,18%	-1,37%
Nikkei 225	56.308,42	5,39%	-0,21%	11,86%
Shanghai 30	3.995,00	2,70%	-0,69%	0,66%
Fixed Income	Last	Daily Var.	Bip Var.	Bip Yearly Var.
Bond EEUU 10Y	4,29	-0,64%	-2,77	12,22
Bond Japan 10Y	2,37	-0,88%	-2,10	29,70
Bond China 10Y	1,81	-0,55%	-1,00	-5,00
H.Yield ICE BofA	-	-	-	-

Key Risk Indicators Market



Currency	Last	Daily Var.	Yearly Var.
€/\$	1,17	0,59%	-0,70%
¥/\$	158,57	-0,25%	1,24%
£/€	0,87	-0,46%	-0,41%
B/\$	71.098,13	-1,32%	-18,78%

Region/ Event	Relevance	Period	Previous	Forecast	Actual	Impact
Trade Balance	★★★	Feb 2026	21,200M	17,840M	19,800M	Medium
Imports (M.M)	★★★	Feb 2026	-5,90%	4,05%	4,70%	Medium
Exports (M.M)	★★★	Feb 2026	-2,30%	1,24%	3,60%	Medium
Industrial Production (M.M)	★★★★	Feb 2026	-0,50%	0,47%	-0,30%	Low
Initial Jobless	★★★★★	W 04 Apr	202,000	209,700	-	-
Industrial Output (Y.Y)	★★★★	Feb 2026	0,30%	-	-1,10%	Low
GDP (f.)	★★★★★	Q4 2025	0,70%	0,67%	-	-