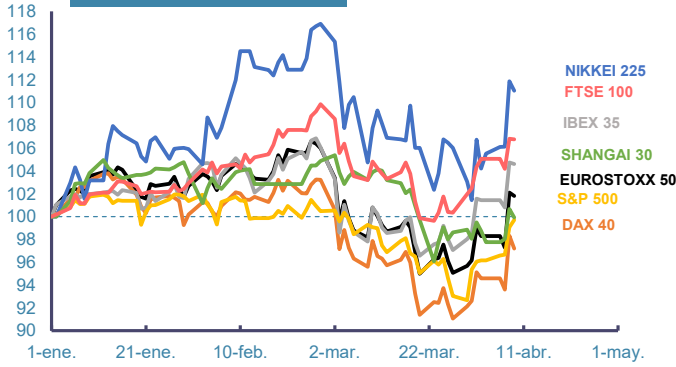
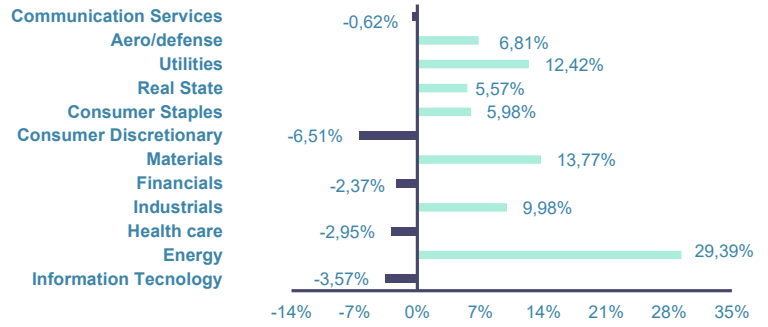


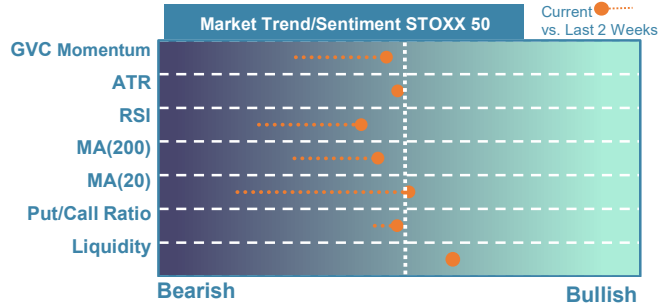
Index's Evolution YTD



MSCI World Sector Evolution YTD



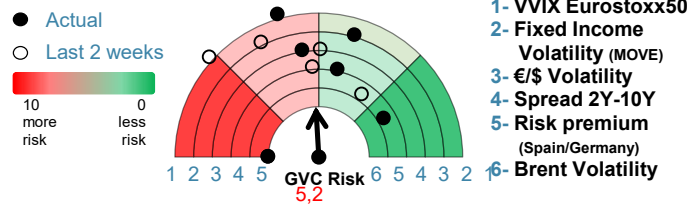
EUROPE



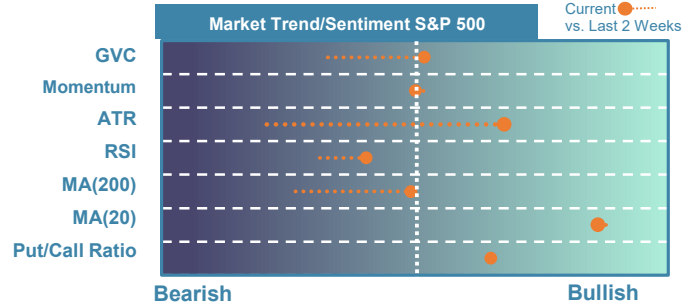
Market Index	Last	Daily Var. 22:00 PM	Future 9:21 AM	Yearly Var.
DJ Eurostoxx 50	5.896,29	-0,29%	-	1,81%
DAX 40	23.806,99	-1,14%	-	-2,79%
CAC 40	8.245,80	-0,22%	0,01%	1,18%
FTSE 100	10.603,48	-0,05%	0,31%	6,77%
IBEX 35	18.104,90	-0,15%	0,16%	4,61%

Fixed Income	Last	Daily Var.	Bip Var.	Bip Yearly Var.
Bond Spain 10Y	3,46	2,24%	7,60	17,10
Bond Germany 10Y	3,01	2,24%	6,60	15,60
Bond U.K. 10Y	4,75	0,83%	3,90	27,60
H.Yield ICE BofA	-	-	-	-

Key Risk Indicators Market



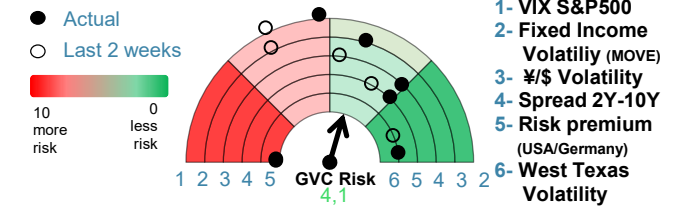
EEU & ASIA



Market Index	Last	Daily Var. 22:00 PM	Future 9:21 AM	Yearly Var.
DJ Industrial	48.185,80	0,58%	-	0,25%
S&P 500	6.824,66	0,62%	-0,08%	-0,30%
Nasdaq 100	25.082,09	0,72%	-0,06%	-0,66%
Nikkei 225	55.895,32	-0,73%	0,98%	11,04%
Shanghai 30	3.966,17	-0,72%	0,80%	-0,07%

Fixed Income	Last	Daily Var.	Bip Var.	Bip Yearly Var.
Bond EEUU 10Y	4,29	0,09%	0,40	12,61
Bond Japan 10Y	2,38	0,42%	1,00	30,70
Bond China 10Y	1,82	0,33%	0,60	-4,40
H.Yield ICE BofA	-	-	-	-

Key Risk Indicators Market



Commodities	Last	Daily Var.	Yearly Var.
Brent Oil	95,92	1,23%	57,63%
Gold	4.769,89	0,54%	10,29%
CRB Index	368,55	0,62%	23,35%
Copper (USD/t)	12.585,91	-0,21%	1,06%

Currency	Last	Daily Var.	Yearly Var.
€/\$	1,17	0,32%	-0,39%
¥/\$	159,09	0,33%	1,57%
£/€	0,87	0,16%	-0,25%
B/\$	71.756,25	0,93%	-18,03%

Region/ Event	Relevance	Period	Previous	Forecast	Actual	Impact
CPI Final (Y.Y)	★★★★	Mar 2026	2,70%	2,70%	2,70%	Neutral
HICP Final (Y.Y)	★★★★	Mar 2026	2,80%	2,81%	2,80%	Neutral
Producer Prices (Y.Y)	★★★★	Mar 2026	-0,90%	0,47%	0,50%	Low
IPC (Y.Y)	★★★★	Mar 2026	1,30%	1,22%	1,00%	Low
U Mich Sentiment Prelim	★★★★	Apr 2026	53,3	51,42	-	-
CPI (f.) (Y.Y)	★★★★	Mar 2026	2,40%	3,32%	-	-
Industrial Output (Y.Y)	★★★	Feb 2026	-0,60%	-	-	-
Core CPI (Y.Y)	★★★★	Mar 2026	2,50%	2,70%	-	-