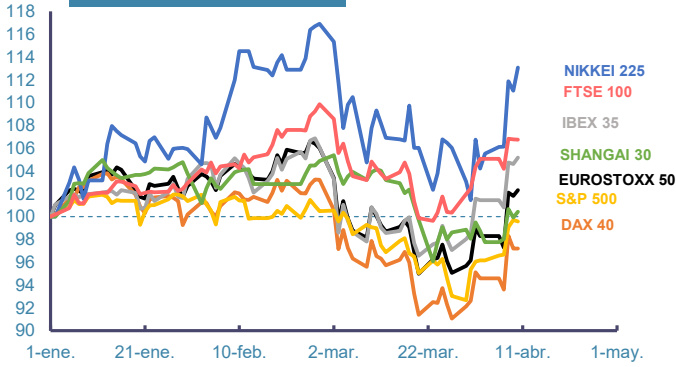
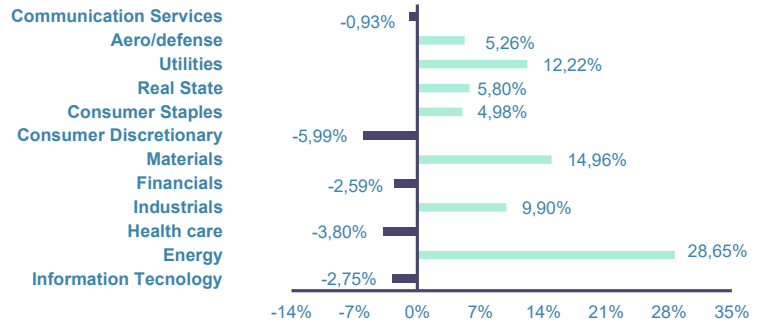


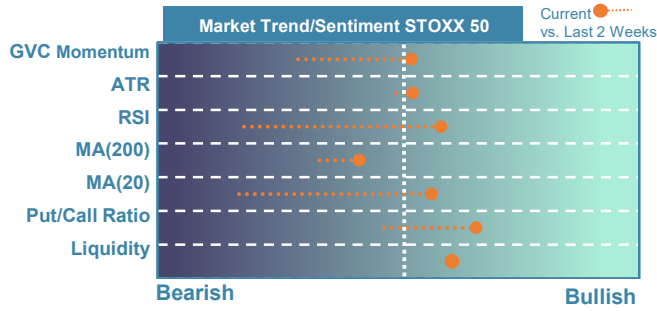
**Index's Evolution YTD**



**MSCI World Sector Evolution YTD**



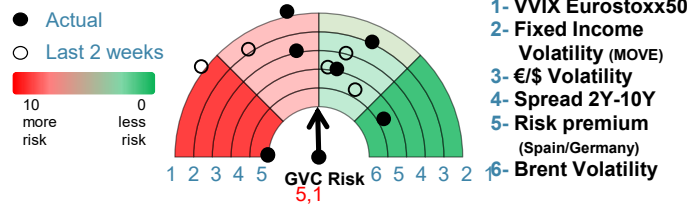
**EUROPE**



Market Index	Last	Daily Var. 22:00 PM	Future 9:27 AM	Yearly Var.
DJ Eurostoxx 50	5.926,11	0,51%	-	2,33%
DAX 40	23.803,95	-0,01%	-	-2,80%
CAC 40	8.259,60	0,17%	-0,93%	1,35%
FTSE 100	10.600,53	-0,03%	-0,41%	6,74%
IBEX 35	18.204,30	0,55%	-1,19%	5,18%

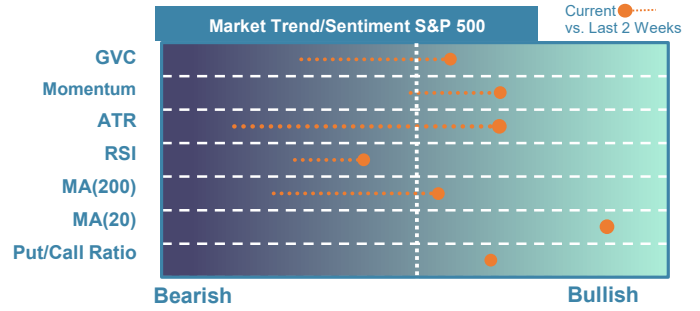
Fixed Income	Last	Daily Var.	Bip Var.	Bip Yearly Var.
Bond Spain 10Y	3,50	1,07%	3,70	20,80
Bond Germany 10Y	3,05	1,30%	3,90	19,50
Bond U.K. 10Y	4,84	1,83%	8,70	36,30
H.Yield ICE BofA	-	-	-	-

**Key Risk Indicators Market**



Commodities	Last	Daily Var.	Yearly Var.
Brent Oil	95,20	-0,75%	56,45%
Gold	4.782,39	0,26%	10,58%
CRB Index	369,30	0,20%	23,60%
Copper (USD/t)	12.585,91	0,00%	1,06%

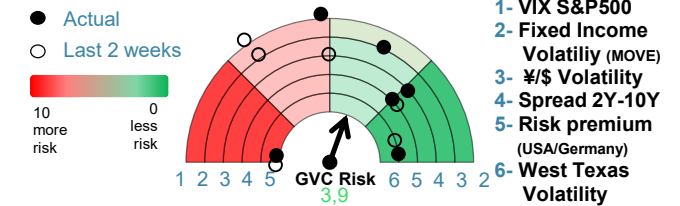
**EEU & ASIA**



Market Index	Last	Daily Var. 22:00 PM	Future 9:27 AM	Yearly Var.
DJ Industrial	47.916,57	-0,56%	-	-0,31%
S&P 500	6.816,89	-0,11%	-0,59%	-0,42%
Nasdaq 100	25.116,34	0,14%	-0,68%	-0,53%
Nikkei 225	56.924,11	1,84%	-0,49%	13,08%
Shanghai 30	3.986,22	0,51%	-0,76%	0,44%

Fixed Income	Last	Daily Var.	Bip Var.	Bip Yearly Var.
Bond EEUU 10Y	4,32	0,74%	3,18	15,79
Bond Japan 10Y	2,45	2,86%	6,80	37,50
Bond China 10Y	1,82	-0,17%	-0,30	-4,70
H.Yield ICE BofA	-	-	-	-

**Key Risk Indicators Market**



Currency	Last	Daily Var.	Yearly Var.
€/\$	1,17	0,17%	-0,22%
¥/\$	159,30	0,14%	1,70%
£/€	0,87	0,02%	-0,23%
B/\$	72.953,75	1,67%	-16,66%

Region/ Event	Relevance	Period	Previous	Forecast	Actual	Impact
Exist. Home Sales % Chg	★ ★	Mar 2026	1,70%	-	-	-