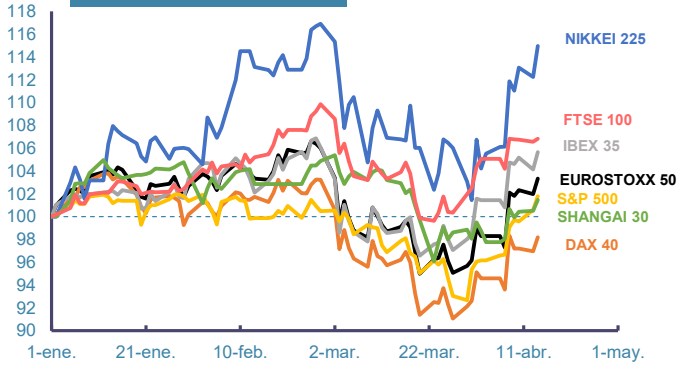
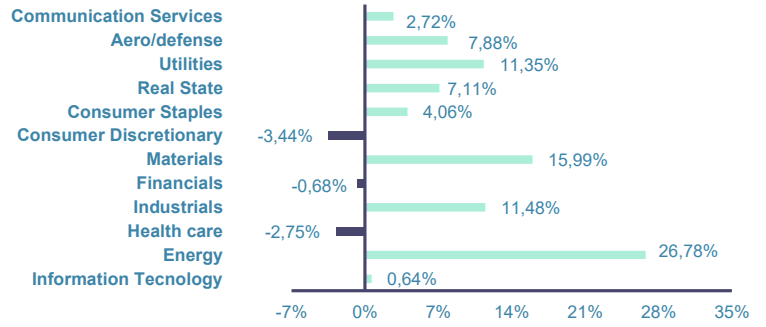


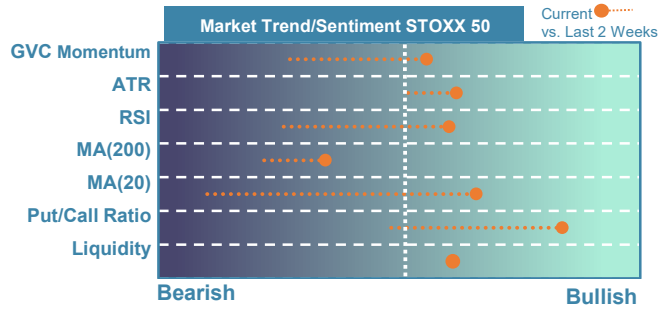
Index's Evolution YTD



MSCI World Sector Evolution YTD



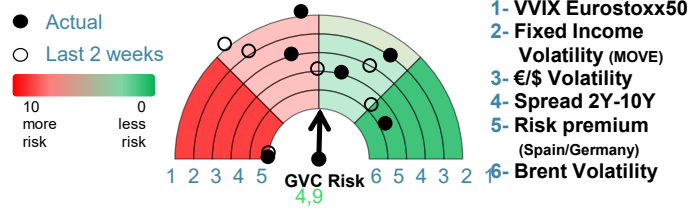
EUROPE



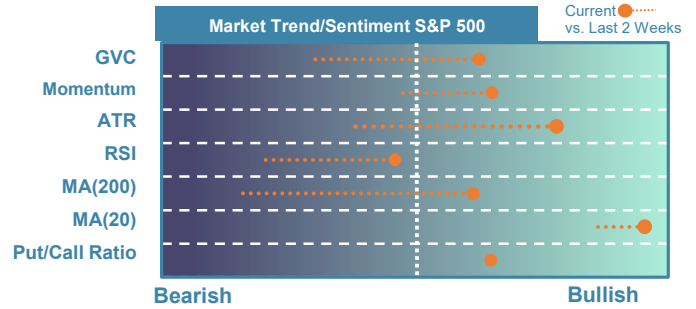
Market Index	Last	Daily Var. 22:00 PM	Future 9:21 AM	Yearly Var.
DJ Eurostoxx 50	5.984,52	1,35%	-	3,33%
DAX 40	24.044,22	1,27%	-	-1,82%
CAC 40	8.327,86	1,12%	-0,58%	2,19%
FTSE 100	10.609,06	0,25%	0,30%	6,82%
IBEX 35	18.286,10	1,46%	0,03%	5,65%

Fixed Income	Last	Daily Var.	Bip Var.	Bip Yearly Var.
Bond Spain 10Y	3,47	-2,09%	-7,40	18,20
Bond Germany 10Y	3,03	-1,91%	-5,90	17,60
Bond U.K. 10Y	4,79	-1,77%	-8,60	31,20
H.Yield ICE BofA	-	-	-	-

Key Risk Indicators Market



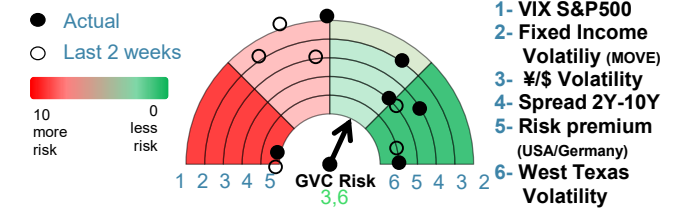
EEU & ASIA



Market Index	Last	Daily Var. 22:00 PM	Future 9:21 AM	Yearly Var.
DJ Industrial	48.535,99	0,66%	-	0,98%
S&P 500	6.967,38	1,18%	0,01%	1,78%
Nasdaq 100	25.842,00	1,81%	0,00%	2,35%
Nikkei 225	57.877,39	2,43%	0,57%	14,97%
Shanghai 30	4.026,63	0,95%	0,69%	1,46%

Fixed Income	Last	Daily Var.	Bip Var.	Bip Yearly Var.
Bond EEUU 10Y	4,25	-0,95%	-4,10	8,68
Bond Japan 10Y	2,42	-2,31%	-5,70	34,40
Bond China 10Y	1,79	-0,67%	-1,20	-7,70
H.Yield ICE BofA	-	-	-	-

Key Risk Indicators Market



Commodities	Last	Daily Var.	Yearly Var.
Brent Oil	94,79	-4,60%	55,78%
Gold	4.795,02	1,85%	10,88%
CRB Index	371,39	-0,86%	24,30%
Copper (USD/t)	13.252,99	1,97%	6,42%

Currency	Last	Daily Var.	Yearly Var.
€/\$	1,18	0,31%	0,43%
¥/\$	158,84	-0,34%	1,41%
£/€	0,87	-0,09%	-0,46%
B/\$	74.198,69	-0,56%	-15,24%

Region/ Event	Relevance	Period	Previous	Forecast	Actual	Impact
Import Prices (Y.Y)	★ ★ ★	Mar 2026	1,30%	-	-	-
Industrial Production (Y.Y)	★ ★ ★	Feb 2026	-1,20%	-0,74%	-	-
Reserve Assets Total	★ ★ ★ ★	Mar 2026	2046M	-	-	-
CPI (f.) (Y.Y)	★ ★ ★ ★	Mar 2026	1,90%	1,91%	1,70%	Low