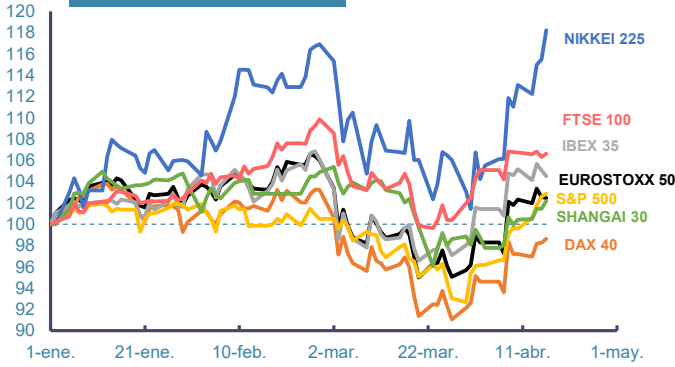
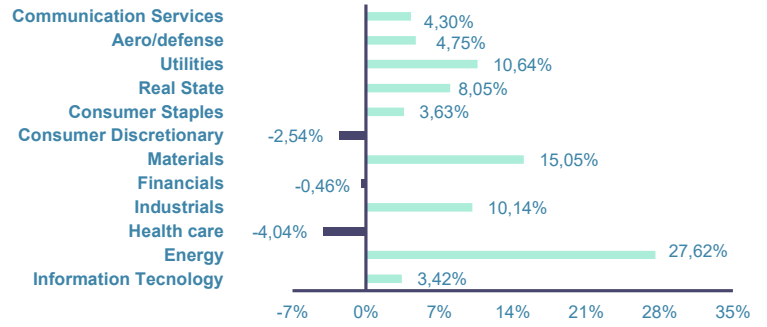


Index's Evolution YTD



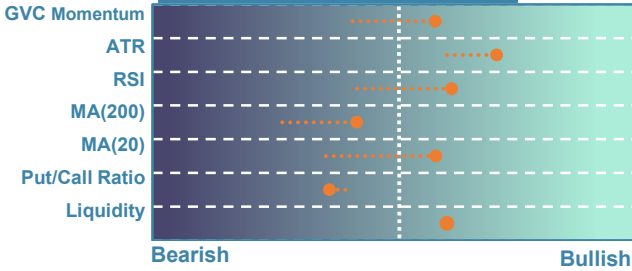
MSCI World Sector Evolution YTD



**EUROPE**

Market Trend/Sentiment STOXX 50

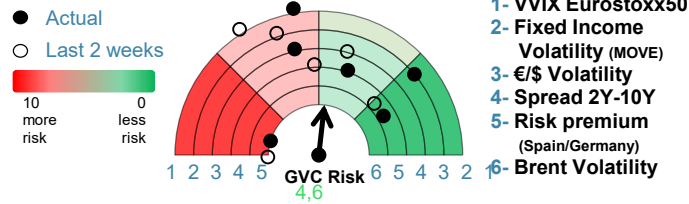
Current vs. Last 2 Weeks



Market Index	Last	Daily Var. 22:00 PM	Future 9:33 AM	Yearly Var.
DJ Eurostoxx 50	5.933,28	-0,12%	-	2,45%
DAX 40	24.154,47	0,36%	-	-1,37%
CAC 40	8.262,70	-0,14%	0,19%	1,39%
FTSE 100	10.589,99	0,29%	-0,09%	6,63%
IBEX 35	18.089,50	-0,53%	0,04%	4,52%

Fixed Income	Last	Daily Var.	Bip Var.	Bip Yearly Var.
Bond Spain 10Y	3,49	-0,34%	-1,20	19,30
Bond Germany 10Y	3,03	-0,39%	-1,20	17,90
Bond U.K. 10Y	4,85	0,79%	3,80	37,90
H.Yield ICE BofA	-	-	-	-

Key Risk Indicators Market

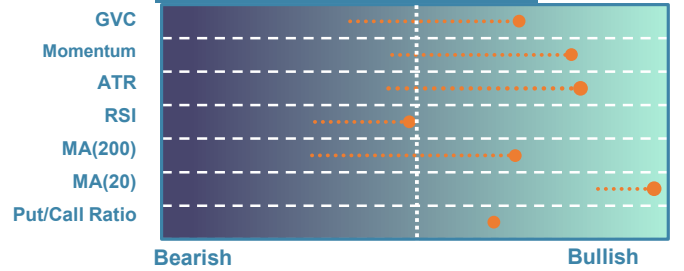


Commodities	Last	Daily Var.	Yearly Var.
Brent Oil	99,39	4,70%	63,34%
Gold	4.806,82	-0,07%	11,15%
CRB Index	374,61	0,70%	25,38%
Copper (USD/t)	13.206,20	0,13%	6,05%

**EEU & ASIA**

Market Trend/Sentiment S&P 500

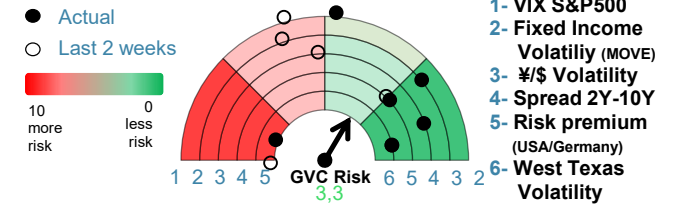
Current vs. Last 2 Weeks



Market Index	Last	Daily Var. 22:00 PM	Future 9:33 AM	Yearly Var.
DJ Industrial	48.578,72	0,24%	-	1,07%
S&P 500	7.041,28	0,26%	0,08%	2,86%
Nasdaq 100	26.333,00	0,49%	-0,06%	4,29%
Nikkei 225	59.518,34	2,38%	-1,33%	18,23%
Shanghai 30	4.055,55	0,70%	-0,74%	2,19%

Fixed Income	Last	Daily Var.	Bip Var.	Bip Yearly Var.
Bond EEUU 10Y	4,31	0,66%	2,83	14,62
Bond Japan 10Y	2,41	-0,04%	-0,10	33,60
Bond China 10Y	1,78	0,00%	0,00	-8,20
H.Yield ICE BofA	-	-	-	-

Key Risk Indicators Market



Currency	Last	Daily Var.	Yearly Var.
€/\$	1,18	-0,15%	0,31%
¥/\$	159,11	0,16%	1,58%
£/€	0,87	0,12%	-0,31%
B/\$	75.157,56	0,65%	-14,14%

Region/ Event	Relevance	Period	Previous	Forecast	Actual	Impact
Total Trade Balance	★★★	Feb 2026	12,100M	-	-	-