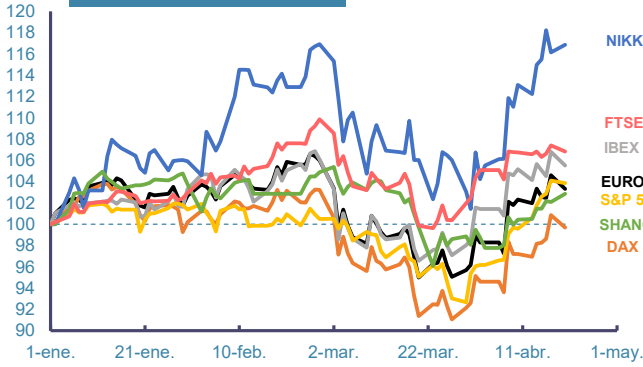
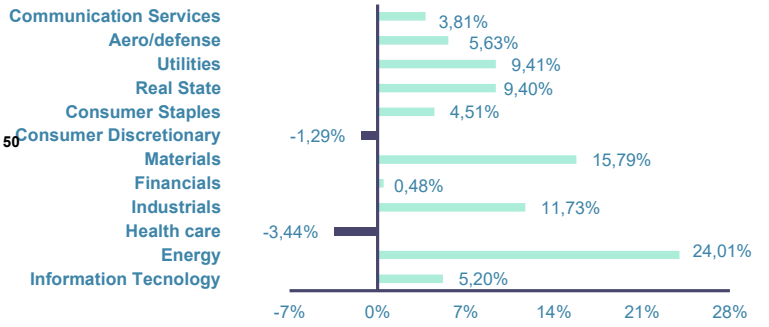


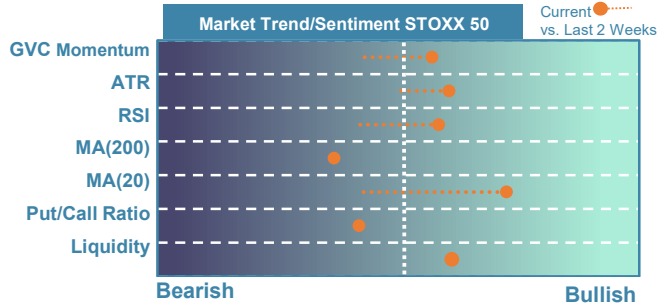
Index's Evolution YTD



MSCI World Sector Evolution YTD

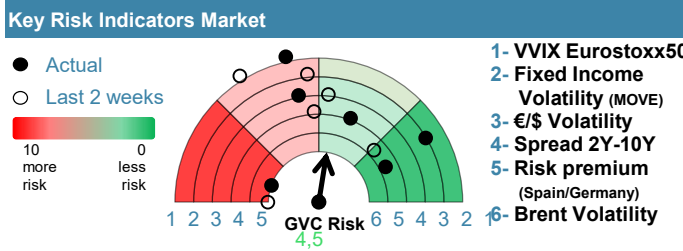


EUROPE



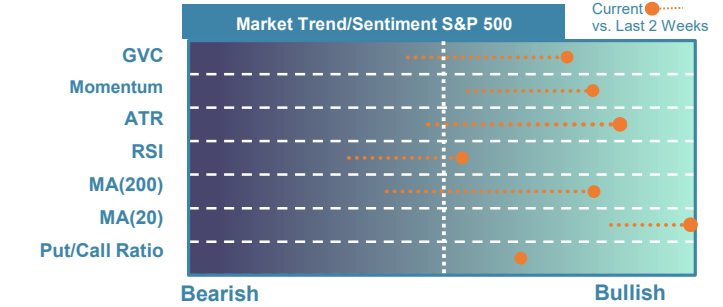
Market Index	Last	Daily Var. 22:00 PM	Future 9:19 AM	Yearly Var.
DJ Eurostoxx 50	5.982,63	-1,24%	-	3,30%
DAX 40	24.417,80	-1,15%	-	-0,30%
CAC 40	8.331,05	-1,12%	-0,02%	2,23%
FTSE 100	10.609,08	-0,55%	0,11%	6,82%
IBEX 35	18.260,90	-1,21%	0,20%	5,51%

Fixed Income	Last	Daily Var.	Bip Var.	Bip Yearly Var.
Bond Spain 10Y	3,42	0,71%	2,40	12,70
Bond Germany 10Y	2,98	0,37%	1,10	12,30
Bond U.K. 10Y	4,84	1,49%	7,10	36,20
H.Yield ICE BofA	-	-	-	-



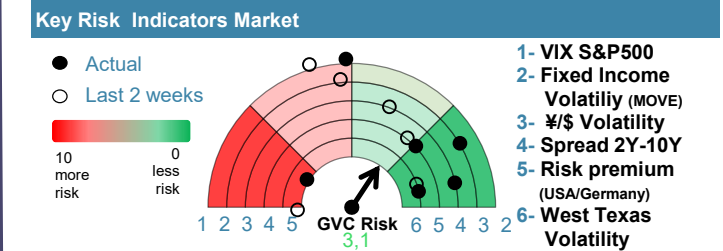
Commodities	Last	Daily Var.	Yearly Var.
Brent Oil	95,48	5,64%	56,91%
Gold	4.798,92	-1,38%	10,97%
CRB Index	369,25	1,78%	23,59%
Copper (USD/t)	13.199,54	-0,62%	5,99%

EEUU & ASIA



Market Index	Last	Daily Var. 22:00 PM	Future 9:19 AM	Yearly Var.
DJ Industrial	49.442,56	-0,01%	-	2,87%
S&P 500	7.109,14	-0,24%	0,14%	3,85%
Nasdaq 100	26.590,34	-0,31%	0,28%	5,31%
Nikkei 225	58.824,89	0,60%	0,75%	16,86%
Shanghai 30	4.082,13	0,76%	0,20%	2,85%

Fixed Income	Last	Daily Var.	Bip Var.	Bip Yearly Var.
Bond EEUU 10Y	4,25	0,28%	1,19	9,09
Bond Japan 10Y	2,39	-1,04%	-2,50	31,90
Bond China 10Y	1,76	-0,23%	-0,40	-10,10
H.Yield ICE BofA	-	-	-	-



Currency	Last	Daily Var.	Yearly Var.
€/\$	1,18	0,21%	0,37%
¥/\$	158,78	0,14%	1,37%
£/€	0,87	-0,01%	-0,31%
B/\$	75.802,88	-1,66%	-13,41%

Region/ Event	Relevance	Period	Previous	Forecast	Actual	Impact
ZEW Current Conditions	★★★★	Apr 2026	-62,9	-70,14	-	-
ZEW Economic Sentiment	★★★★	Apr 2026	-0,5	-7,14	-	-
Unemployment Rate	★★★★	Feb 2026	5,20%	5,18%	4,90%	Medium
Retail Sales (M.M)	★★★★	Mar 2026	0,60%	1,4	-	-