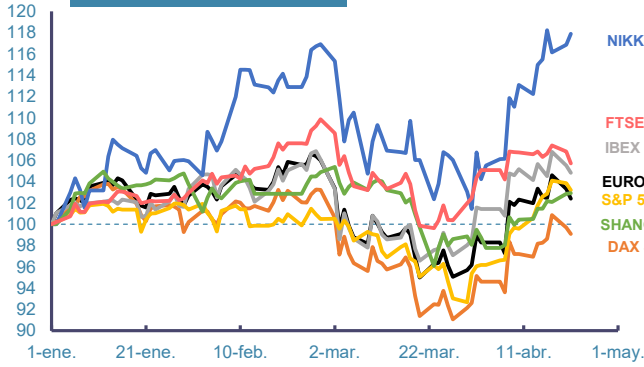
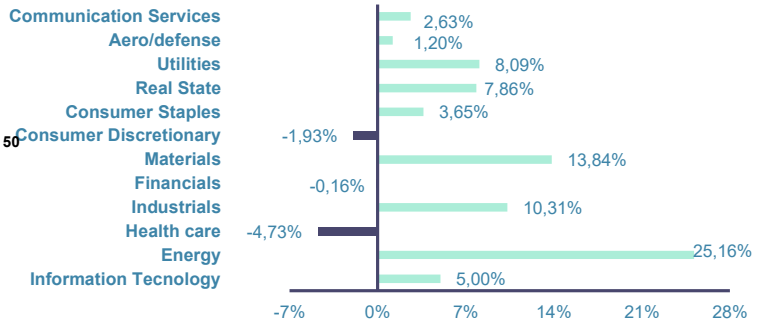


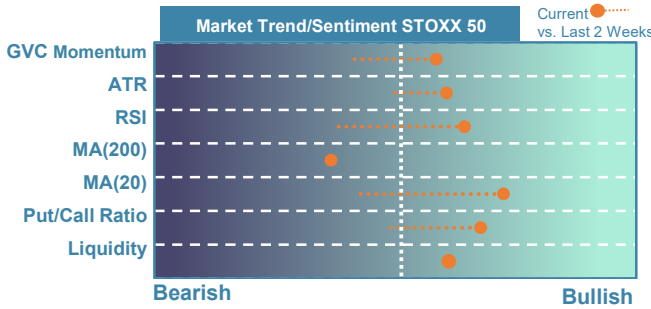
Index's Evolution YTD



MSCI World Sector Evolution YTD



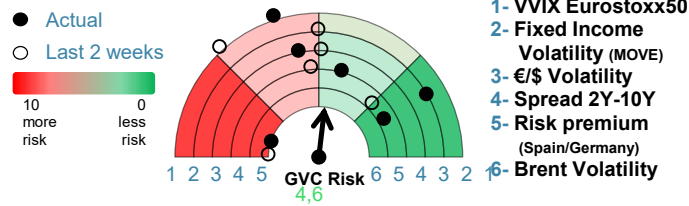
EUROPE



Market Index	Last	Daily Var. 22:00 PM	Future 9:12 AM	Yearly Var.
DJ Eurostoxx 50	5.930,25	-0,88%	-	2,40%
DAX 40	24.270,87	-0,60%	-	-0,90%
CAC 40	8.235,72	-1,14%	0,10%	1,06%
FTSE 100	10.498,09	-1,05%	-0,05%	5,71%
IBEX 35	18.142,60	-0,65%	0,03%	4,82%

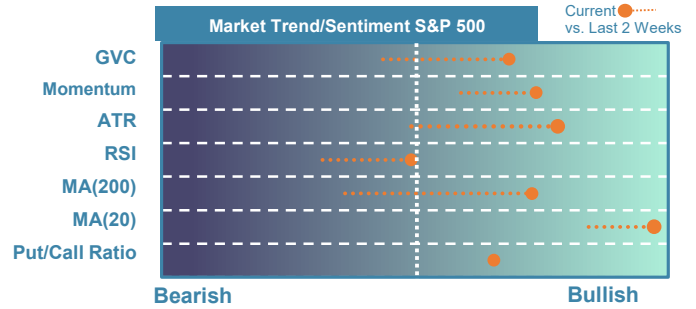
Fixed Income	Last	Daily Var.	Bip Var.	Bip Yearly Var.
Bond Spain 10Y	3,46	1,17%	4,00	16,70
Bond Germany 10Y	3,01	1,08%	3,20	15,50
Bond U.K. 10Y	4,89	1,08%	5,20	41,40
H.Yield ICE BofA	-	-	-	-

Key Risk Indicators Market



Commodities	Last	Daily Var.	Yearly Var.
Brent Oil	98,48	3,14%	61,84%
Gold	4.748,48	-1,05%	9,80%
CRB Index	371,79	0,69%	24,44%
Copper (USD/t)	13.163,82	-0,27%	5,70%

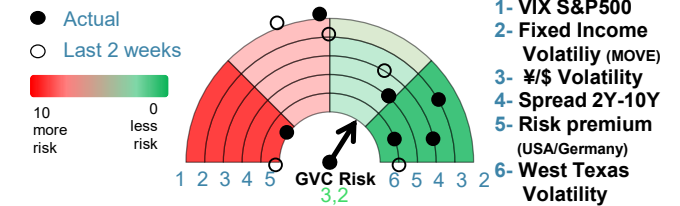
EEU & ASIA



Market Index	Last	Daily Var. 22:00 PM	Future 9:12 AM	Yearly Var.
DJ Industrial	49.149,38	-0,59%	-	2,26%
S&P 500	7.064,01	-0,63%	0,60%	3,19%
Nasdaq 100	26.479,47	-0,42%	0,75%	4,87%
Nikkei 225	59.349,17	0,89%	0,78%	17,90%
Shanghai 30	4.085,08	0,07%	-1,44%	2,93%

Fixed Income	Last	Daily Var.	Bip Var.	Bip Yearly Var.
Bond EEUU 10Y	4,32	1,48%	6,29	15,38
Bond Japan 10Y	2,39	-0,04%	-0,10	31,80
Bond China 10Y	1,75	-0,51%	-0,90	-11,00
H.Yield ICE BofA	-	-	-	-

Key Risk Indicators Market



Currency	Last	Daily Var.	Yearly Var.
€/\$	1,17	-0,39%	-0,02%
¥/\$	159,41	0,40%	1,77%
£/€	0,87	-0,06%	-0,37%
B/\$	76.264,81	0,61%	-12,88%

Region/ Event	Relevance	Period	Previous	Forecast	Actual	Impact
CPI (f.) (Y.Y)	★ ★ ★ ★	Mar 2026	3%	3,33%	3,30%	Neutral
Consumer Confid. Flash	★ ★ ★ ★	Apr 2026	-	-	-	-
PPI Input prices (Y.Y)	★ ★ ★	Mar 2026	0,50%	3,44%	5,40%	Low
PPI Output prices (Y.Y)	★ ★ ★	Mar 2026	1,70%	2,69%	2,60%	Low