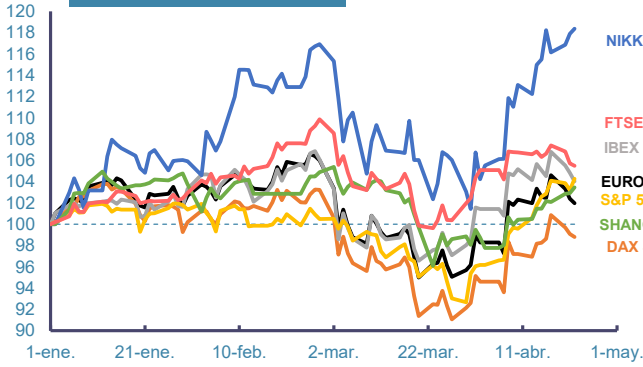
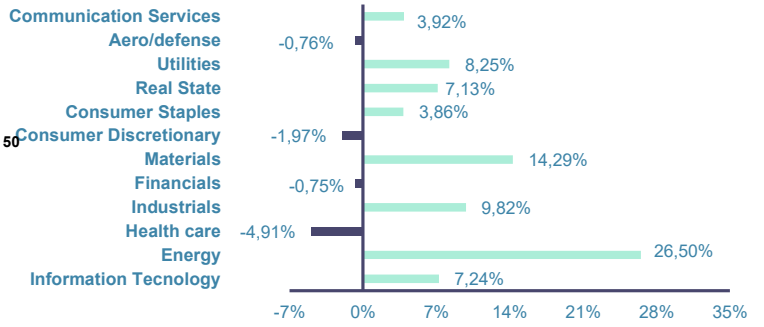


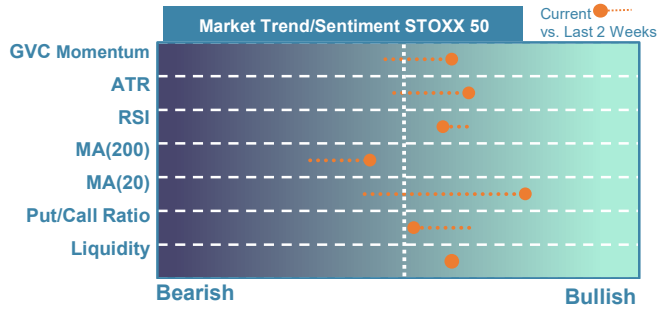
Index's Evolution YTD



MSCI World Sector Evolution YTD



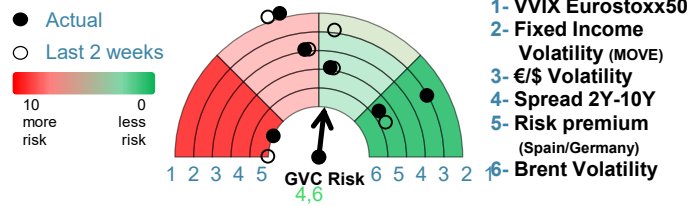
EUROPE



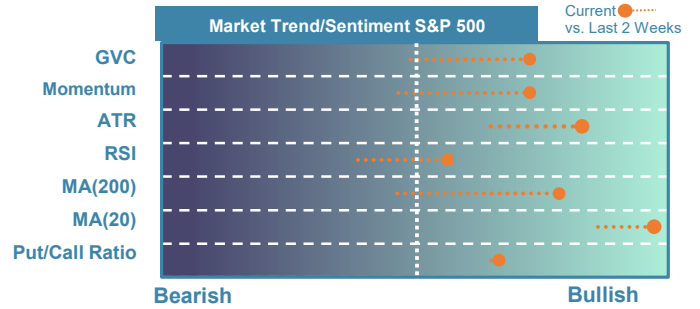
Market Index	Last	Daily Var. 22:00 PM	Future 9:11 AM	Yearly Var.
DJ Eurostoxx 50	5.906,22	-0,41%	-	1,98%
DAX 40	24.194,90	-0,31%	-	-1,21%
CAC 40	8.156,43	-0,96%	0,11%	0,09%
FTSE 100	10.476,46	-0,21%	-0,53%	5,49%
IBEX 35	18.006,40	-0,75%	-0,66%	4,04%

Fixed Income	Last	Daily Var.	Bip Var.	Bip Yearly Var.
Bond Spain 10Y	3,47	0,26%	0,90	17,60
Bond Germany 10Y	3,00	-0,33%	-1,00	14,50
Bond U.K. 10Y	4,91	0,51%	2,50	43,90
H.Yield ICE BofA	-	-	-	-

Key Risk Indicators Market



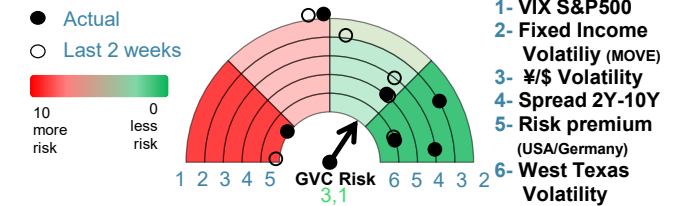
EEU & ASIA



Market Index	Last	Daily Var. 22:00 PM	Future 9:11 AM	Yearly Var.
DJ Industrial	49.490,03	0,69%	-	2,97%
S&P 500	7.137,90	1,05%	-0,41%	4,27%
Nasdaq 100	26.937,27	1,73%	-0,37%	6,68%
Nikkei 225	59.585,86	0,40%	-1,10%	18,37%
Shanghai 30	4.106,26	0,52%	-0,66%	3,46%

Fixed Income	Last	Daily Var.	Bip Var.	Bip Yearly Var.
Bond EEUU 10Y	4,30	-0,34%	-1,49	13,90
Bond Japan 10Y	2,40	0,46%	1,10	32,90
Bond China 10Y	1,74	-0,86%	-1,50	-12,50
H.Yield ICE BofA	-	-	-	-

Key Risk Indicators Market



Commodities	Last	Daily Var.	Yearly Var.
Brent Oil	101,91	3,48%	67,48%
Gold	4.737,74	-0,23%	9,55%
CRB Index	378,19	1,72%	26,58%
Copper (USD/t)	13.374,19	1,60%	7,39%

Currency	Last	Daily Var.	Yearly Var.
€/\$	1,17	-0,32%	-0,34%
¥/\$	159,49	0,05%	1,82%
£/€	0,87	-0,22%	-0,58%
B/\$	78.289,94	2,66%	-10,57%

Region/ Event	Relevance	Period	Previous	Forecast	Actual	Impact
Initial Jobless	★ ★ ★	W 18 Apr	207,000	211,600	-	-
S&P Global Comp. PMI	★ ★ ★	Apr 2026	50,7	50,2	-	-
Composite PMI	★ ★ ★	Apr 2026	50,3	49,76	-	-
S&P Global Mfg. PMI	★ ★ ★	Apr 2026	52,3	52,38	-	-
S&P Global Svcs. PMI	★ ★ ★	Apr 2026	49,8	50,43	-	-
Composite PMI	★ ★ ★	Apr 2026	51,9	51,2	-	-
JibunBK Mfg PMI Flash	★ ★ ★	Apr 2026	51,6	-	54,9	Medium
Composite PMI	★ ★ ★	Apr 2026	48,8	48,41	-	-