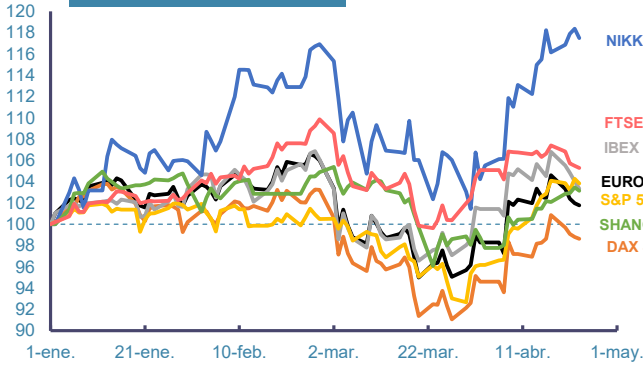
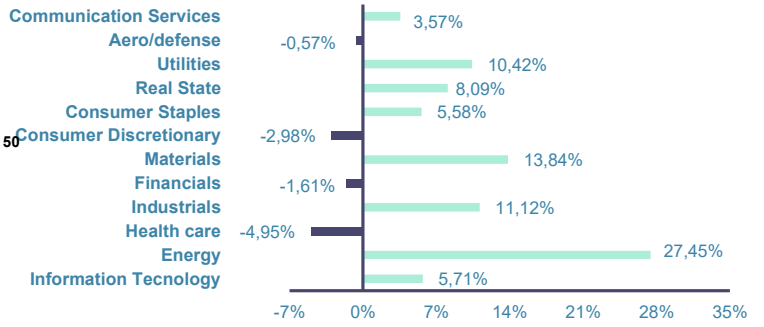


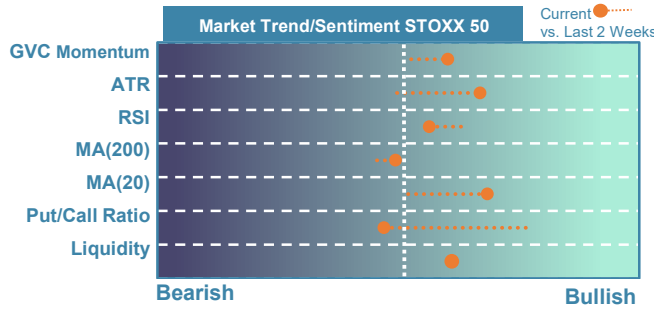
Index's Evolution YTD



MSCI World Sector Evolution YTD



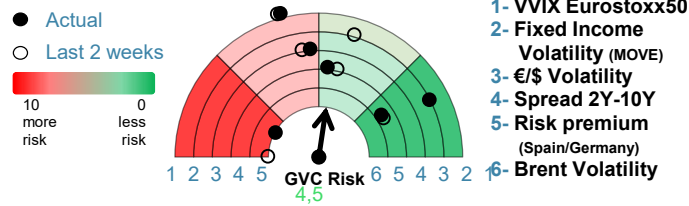
EUROPE



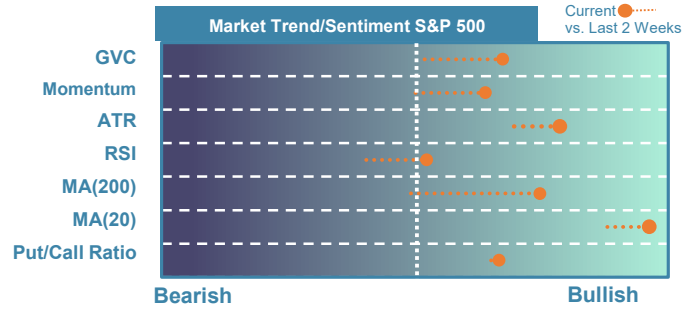
Market Index	Last	Daily Var. 22:00 PM	Future 9:15 AM	Yearly Var.
DJ Eurostoxx 50	5.894,73	-0,20%	-	1,78%
DAX 40	24.155,45	-0,16%	-	-1,37%
CAC 40	8.227,32	0,87%	-0,68%	0,95%
FTSE 100	10.457,01	-0,19%	-0,46%	5,29%
IBEX 35	17.885,90	-0,67%	-0,84%	3,34%

Fixed Income	Last	Daily Var.	Bip Var.	Bip Yearly Var.
Bond Spain 10Y	3,46	-0,14%	-0,50	17,10
Bond Germany 10Y	3,00	0,17%	0,50	15,00
Bond U.K. 10Y	4,95	0,65%	3,20	47,10
H.Yield ICE BofA	-	-	-	-

Key Risk Indicators Market



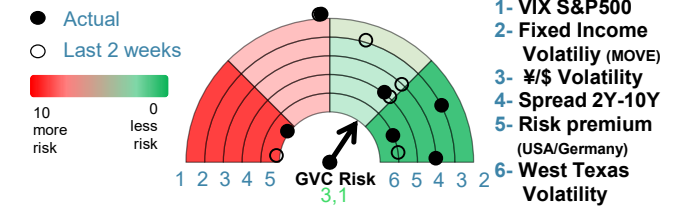
EEU & ASIA



Market Index	Last	Daily Var. 22:00 PM	Future 9:15 AM	Yearly Var.
DJ Industrial	49.310,32	-0,36%	-	2,59%
S&P 500	7.108,40	-0,41%	0,13%	3,84%
Nasdaq 100	26.782,62	-0,57%	0,61%	6,07%
Nikkei 225	59.140,23	-0,75%	0,98%	17,48%
Shanghai 30	4.093,25	-0,32%	0,49%	3,14%

Fixed Income	Last	Daily Var.	Bip Var.	Bip Yearly Var.
Bond EEUU 10Y	4,33	0,58%	2,49	16,38
Bond Japan 10Y	2,43	1,04%	2,50	35,40
Bond China 10Y	1,75	0,52%	0,90	-11,60
H.Yield ICE BofA	-	-	-	-

Key Risk Indicators Market



Commodities	Last	Daily Var.	Yearly Var.
Brent Oil	105,07	3,10%	72,67%
Gold	4.730,85	-0,15%	9,39%
CRB Index	381,84	0,96%	27,80%
Copper (USD/t)	13.300,69	-0,55%	6,80%

Currency	Last	Daily Var.	Yearly Var.
€/\$	1,17	-0,18%	-0,53%
¥/\$	159,71	0,14%	1,96%
£/€	0,87	-0,14%	-0,73%
B/\$	78.272,69	-0,02%	-10,59%

Region/ Event	Relevance	Period	Previous	Forecast	Actual	Impact
Ifo Business Climate	★★★★	Apr 2026	86,4	85,71	-	-
Ifo Curr Conditions	★★★★	Apr 2026	86,7	85,99	-	-
Ifo Expectations	★★★★	Apr 2026	86	85,67	-	-
Michigan Sentiment (f.)	★★★★	Apr 2026	47,6	48,5	-	-
Consumer Confidence	★★★	Apr 2026	89	88	84	Medium
Retail Sales (Y.Y)	★★★★	Mar 2026	2,50%	1,58%	1,70%	Low