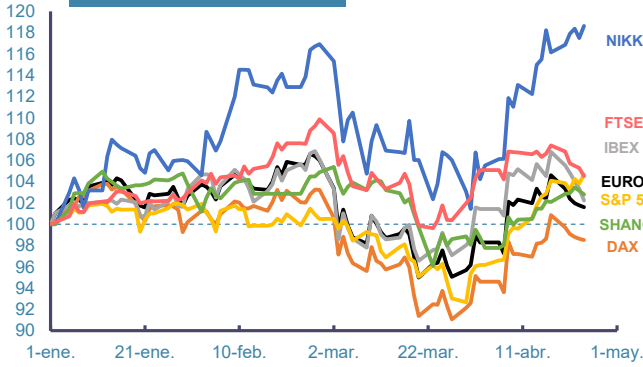
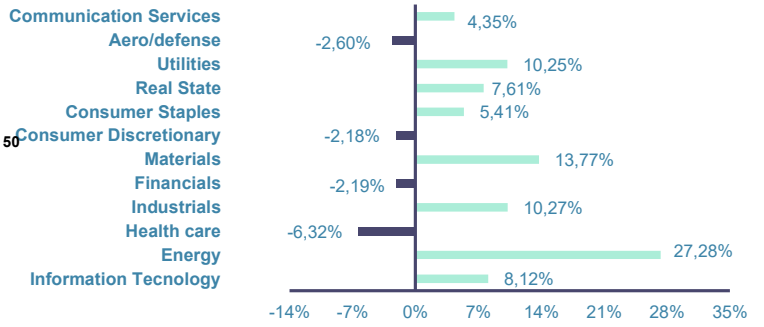


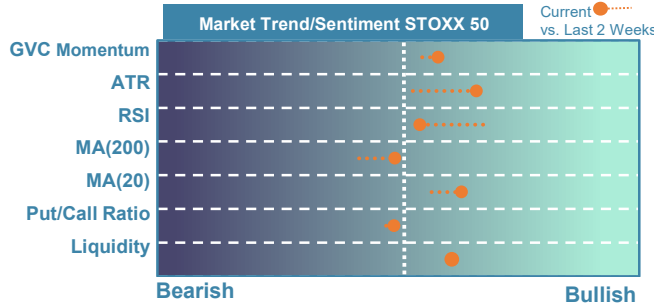
Index's Evolution YTD



MSCI World Sector Evolution YTD



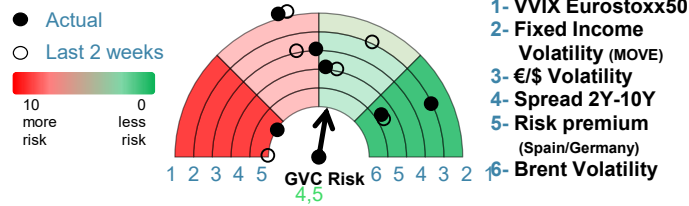
EUROPE



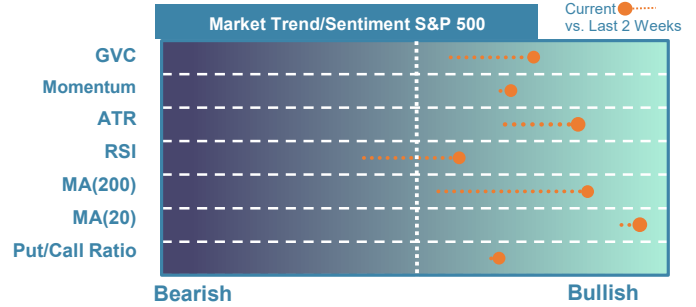
Market Index	Last	Daily Var. 22:00 PM	Future 9:34 AM	Yearly Var.
DJ Eurostoxx 50	5.883,48	-0,19%	-	1,59%
DAX 40	24.128,98	-0,11%	-	-1,48%
CAC 40	8.157,82	-0,84%	0,27%	0,10%
FTSE 100	10.379,08	-0,75%	-0,01%	4,51%
IBEX 35	17.691,30	-1,09%	0,39%	2,22%

Fixed Income	Last	Daily Var.	Bip Var.	Bip Yearly Var.
Bond Spain 10Y	3,47	0,12%	0,40	17,50
Bond Germany 10Y	3,01	0,13%	0,40	15,40
Bond U.K. 10Y	4,91	-0,67%	-3,30	43,80
H.Yield ICE BofA	-	-	-	-

Key Risk Indicators Market



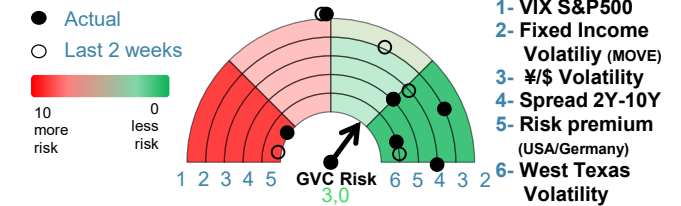
EEU & ASIA



Market Index	Last	Daily Var. 22:00 PM	Future 9:34 AM	Yearly Var.
DJ Industrial	49.230,71	-0,16%	-	2,43%
S&P 500	7.165,08	0,80%	-0,08%	4,67%
Nasdaq 100	27.303,67	1,95%	-0,01%	8,13%
Nikkei 225	59.716,18	0,97%	0,87%	18,63%
Shanghai 30	4.079,90	-0,33%	0,00%	2,80%

Fixed Income	Last	Daily Var.	Bip Var.	Bip Yearly Var.
Bond EEUU 10Y	4,30	-0,53%	-2,28	14,11
Bond Japan 10Y	2,43	0,29%	0,70	36,10
Bond China 10Y	1,76	0,86%	1,50	-10,10
H.Yield ICE BofA	-	-	-	-

Key Risk Indicators Market



Commodities	Last	Daily Var.	Yearly Var.
Brent Oil	105,33	0,25%	73,10%
Gold	4.721,95	-0,19%	9,19%
CRB Index	379,06	-0,73%	26,87%
Copper (USD/t)	13.246,81	-0,41%	6,37%

Currency	Last	Daily Var.	Yearly Var.
€/\$	1,17	0,33%	-0,20%
¥/\$	159,42	-0,18%	1,78%
£/€	0,87	0,02%	-0,70%
B/\$	77.453,31	-1,05%	-11,52%

Region/ Event	Relevance	Period	Previous	Forecast	Actual	Impact
Unemployment Rate	★ ★ ★ ★	Mar 2026	2,6	2,62	-	-
CBI Distributive Trades	★ ★ ★	Apr 2026	-52	-	-	-
Leading Index	★ ★ ★ ★	Feb 2026	0,3	-	1,3	Low