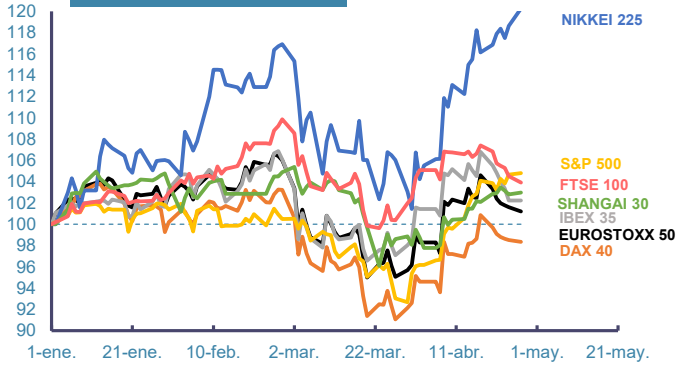
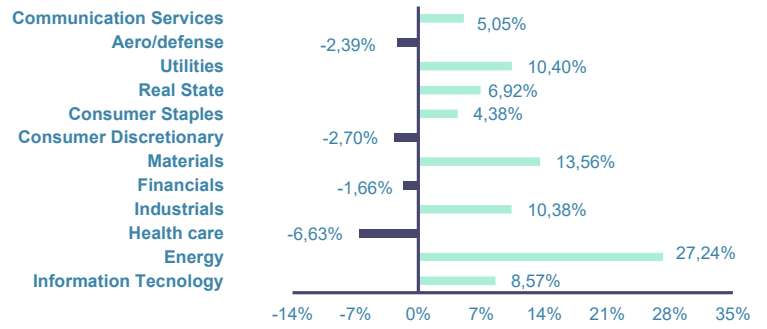


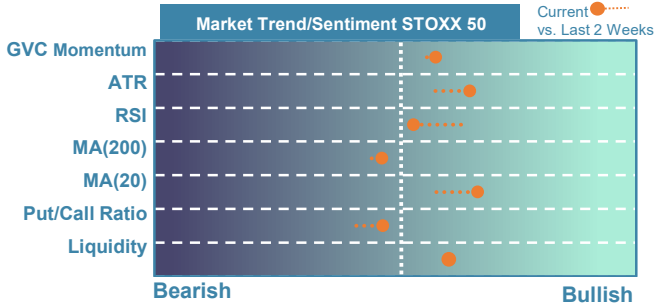
**Index's Evolution YTD**



**MSCI World Sector Evolution YTD**

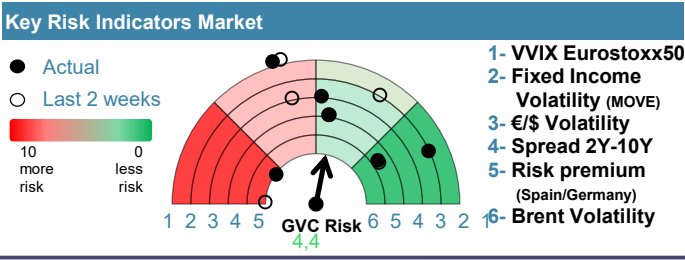


**EUROPE**



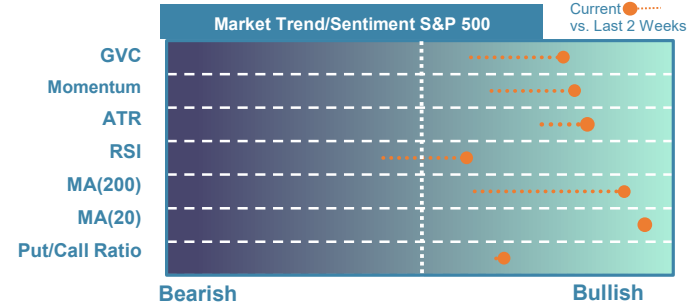
Market Index	Last	Daily Var. 22:00 PM	Future 9:25 AM	Yearly Var.
DJ Eurostoxx 50	5.860,32	-0,39%	-	1,19%
DAX 40	24.083,53	-0,19%	-	-1,66%
CAC 40	8.141,92	-0,19%	-0,21%	-0,09%
FTSE 100	10.321,09	-0,56%	-0,17%	3,92%
IBEX 35	17.692,90	0,01%	0,35%	2,22%

Fixed Income	Last	Daily Var.	Bip Var.	Bip Yearly Var.
Bond Spain 10Y	3,50	0,95%	3,30	20,80
Bond Germany 10Y	3,04	1,00%	3,00	18,40
Bond U.K. 10Y	4,97	1,24%	6,10	49,90
H.Yield ICE BofA	-	-	-	-



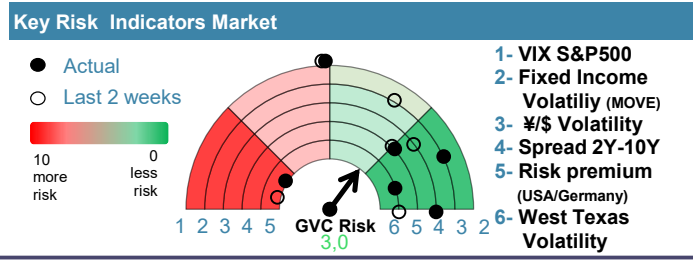
Commodities	Last	Daily Var.	Yearly Var.
Brent Oil	108,23	2,75%	77,86%
Gold	4.674,89	-1,00%	8,10%
CRB Index	381,20	0,57%	27,59%
Copper (USD/t)	13.139,25	-0,81%	5,51%

**EEU & ASIA**



Market Index	Last	Daily Var. 22:00 PM	Future 9:25 AM	Yearly Var.
DJ Industrial	49.167,79	-0,13%	-	2,30%
S&P 500	7.173,91	0,12%	-0,17%	4,80%
Nasdaq 100	27.305,68	0,01%	-0,38%	8,14%
Nikkei 225	60.537,36	1,38%	-0,37%	20,26%
Shanghai 30	4.086,34	0,16%	-1,11%	2,96%

Fixed Income	Last	Daily Var.	Bip Var.	Bip Yearly Var.
Bond EEUU 10Y	4,34	0,74%	3,19	17,30
Bond Japan 10Y	2,47	1,48%	3,60	39,70
Bond China 10Y	1,77	0,34%	0,60	-9,50
H.Yield ICE BofA	-	-	-	-



Currency	Last	Daily Var.	Yearly Var.
€/\$	1,17	-0,01%	-0,21%
¥/\$	159,41	-0,01%	1,77%
£/€	0,87	-0,14%	-0,85%
B/\$	77.288,50	-0,21%	-11,71%

Region/ Event	Relevance	Period	Previous	Forecast	Actual	Impact
Consumer Confidence	★ ★ ★	Apr 2026	91,8	88,47	-	-
CaseShiller 20 (M.M)	★ ★ ★	Feb 2026	0,2	0,22	-	-
Unemployment Rate	★ ★ ★	Q1 2026	9,93	-	10,83	Low
Retail Sales (Y.Y)	★ ★ ★	Mar 2026	2,2	-	4,1	Low