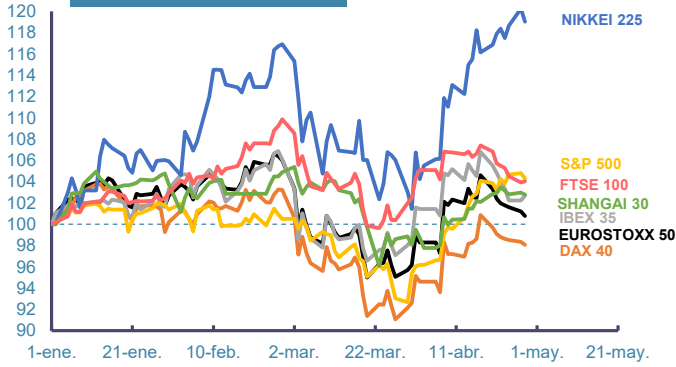
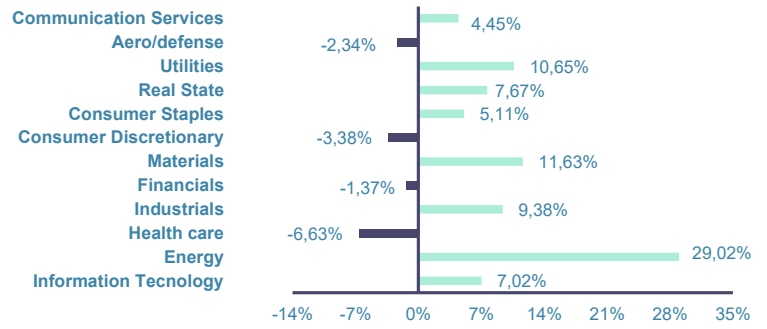


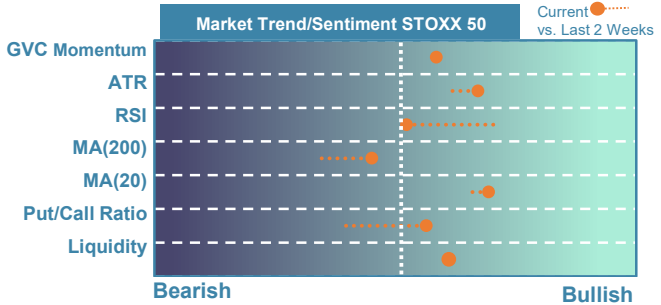
Index's Evolution YTD



MSCI World Sector Evolution YTD

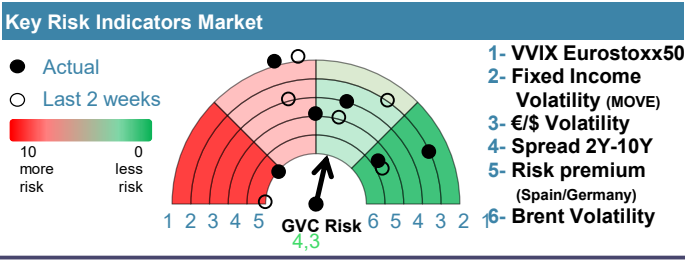


EUROPE

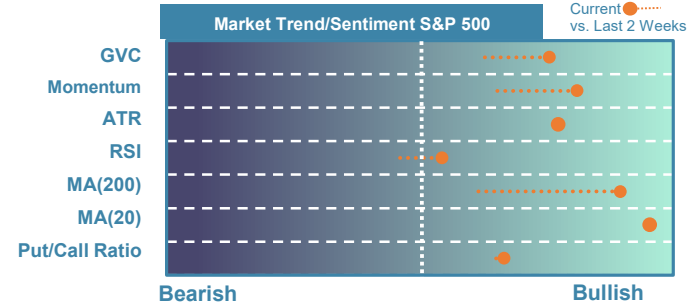


Market Index	Last	Daily Var. 22:00 PM	Future 9:24 AM	Yearly Var.
DJ Eurostoxx 50	5.836,10	-0,41%	-	0,77%
DAX 40	24.018,26	-0,27%	-	-1,93%
CAC 40	8.104,09	-0,46%	-0,02%	-0,56%
FTSE 100	10.332,79	0,11%	-0,38%	4,04%
IBEX 35	17.774,90	0,46%	-0,21%	2,70%

Fixed Income	Last	Daily Var.	Bip Var.	Bip Yearly Var.
Bond Spain 10Y	3,52	0,63%	2,20	23,00
Bond Germany 10Y	3,06	0,76%	2,30	20,70
Bond U.K. 10Y	5,01	0,64%	3,20	53,10
H.Yield ICE BofA	-	-	-	-

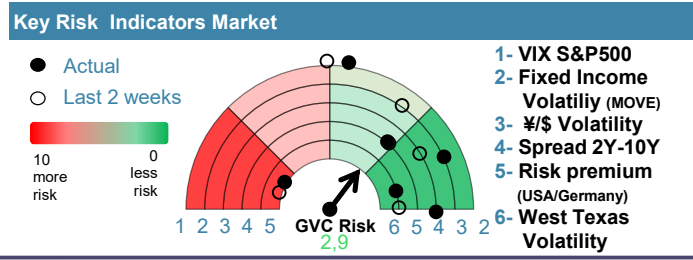


EEU & ASIA



Market Index	Last	Daily Var. 22:00 PM	Future 9:24 AM	Yearly Var.
DJ Industrial	49.141,93	-0,05%	-	2,24%
S&P 500	7.138,80	-0,49%	0,09%	4,28%
Nasdaq 100	27.029,01	-1,01%	0,33%	7,05%
Nikkei 225	59.917,46	-1,02%	-1,12%	19,03%
Shanghai 30	4.078,64	-0,19%	1,48%	2,77%

Fixed Income	Last	Daily Var.	Bip Var.	Bip Yearly Var.
Bond EEUU 10Y	4,35	0,28%	1,20	18,50
Bond Japan 10Y	2,47	0,00%	0,00	39,70
Bond China 10Y	1,76	-0,23%	-0,40	-9,90
H.Yield ICE BofA	-	-	-	-



Commodities	Last	Daily Var.	Yearly Var.
Brent Oil	111,26	2,80%	82,84%
Gold	4.572,85	-2,18%	5,74%
CRB Index	385,62	1,16%	29,07%
Copper (USD/t)	12.951,12	-1,43%	4,00%

Currency	Last	Daily Var.	Yearly Var.
€/\$	1,17	-0,08%	-0,29%
¥/\$	159,59	0,11%	1,89%
£/€	0,87	0,15%	-0,70%
B/\$	76.318,63	-1,25%	-12,82%

Region/ Event	Relevance	Period	Previous	Forecast	Actual	Impact
Housing Starts Number	★★★★	Mar 2026	1,487	1,3971	-	-
FED Funds Target Rate	★★★★	29 Apr	3,625	3,625	-	-
HICP (Pre.) (Y.Y)	★★★★	Apr 2026	2,8	3,13	-	-
CPI (Pre.) (Y.Y)	★★★★	Apr 2026	2,7	3,06	-	-
Durable Goods	★★★★	Mar 2026	-1,3	0,3	-	-
Consumer Confidence (f.)	★★★★	Apr 2026	-20,6	-20,06	-	-
Economic Sentiment	★★★★	Apr 2026	96,6	94,71	-	-
HICP (Y.Y)	★★★★	Apr 2026	3,4	3,4	3,5	Low