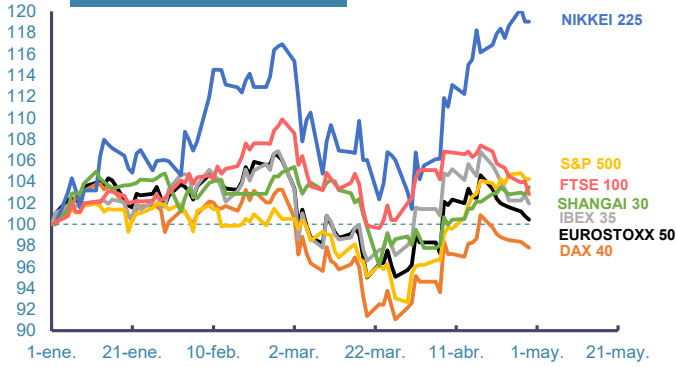
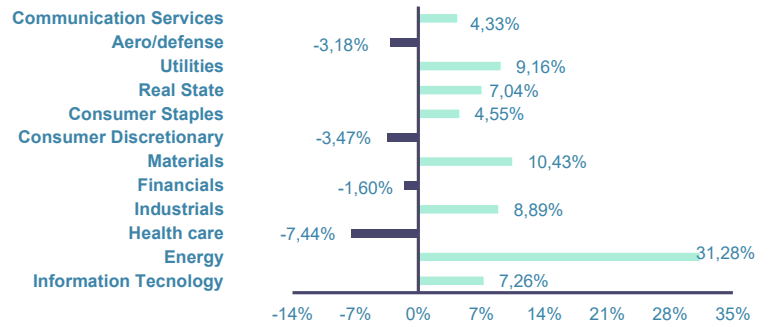


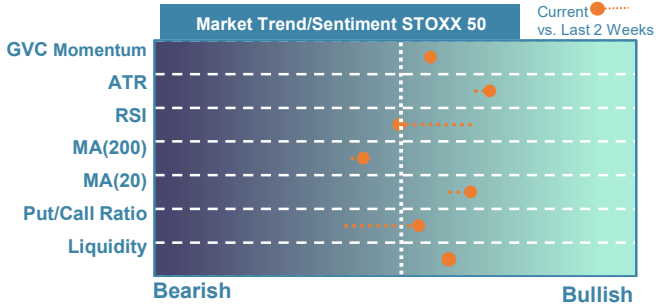
Index's Evolution YTD



MSCI World Sector Evolution YTD

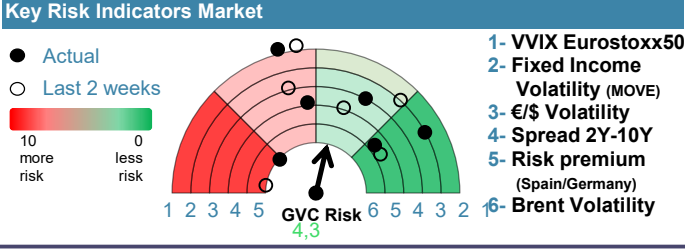


EUROPE

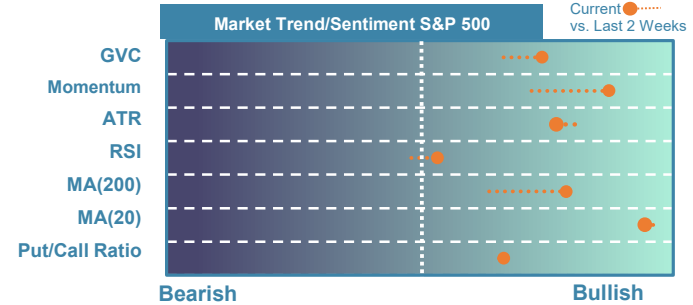


Market Index	Last	Daily Var. 22:00 PM	Future 9:34 AM	Yearly Var.
DJ Eurostoxx 50	5.816,48	-0,34%	-	0,43%
DAX 40	23.954,56	-0,27%	-	-2,19%
CAC 40	8.072,13	-0,39%	-0,98%	-0,95%
FTSE 100	10.213,11	-1,16%	0,13%	2,84%
IBEX 35	17.642,80	-0,74%	-0,98%	1,94%

Fixed Income	Last	Daily Var.	Bip Var.	Bip Yearly Var.
Bond Spain 10Y	3,57	1,33%	4,70	27,70
Bond Germany 10Y	3,10	1,14%	3,50	24,20
Bond U.K. 10Y	5,08	1,42%	7,10	60,20
H.Yield ICE BofA	-	-	-	-

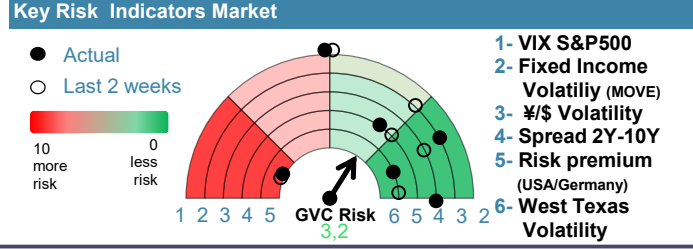


EEU & ASIA



Market Index	Last	Daily Var. 22:00 PM	Future 9:34 AM	Yearly Var.
DJ Industrial	48.861,81	-0,57%	-	1,66%
S&P 500	7.135,95	-0,04%	-0,12%	4,24%
Nasdaq 100	27.186,99	0,58%	0,00%	7,67%
Nikkei 225	59.917,46	0,00%	-0,82%	19,03%
Shanghai 30	4.107,51	0,71%	-1,09%	3,49%

Fixed Income	Last	Daily Var.	Bip Var.	Bip Yearly Var.
Bond EEUU 10Y	4,42	1,57%	6,82	25,31
Bond Japan 10Y	2,47	0,00%	0,00	39,70
Bond China 10Y	1,75	-0,91%	-1,60	-11,50
H.Yield ICE BofA	-	-	-	-



Commodities	Last	Daily Var.	Yearly Var.
Brent Oil	118,03	6,08%	93,97%
Gold	4.538,09	-0,76%	4,93%
CRB Index	394,49	2,30%	32,04%
Copper (USD/t)	12.924,39	-0,21%	3,78%

Currency	Last	Daily Var.	Yearly Var.
€/€	1,17	-0,29%	-0,58%
¥/\$	160,34	0,47%	2,36%
£/€	0,87	-0,06%	-0,76%
B/\$	75.841,50	-0,63%	-13,36%

Region/ Event	Relevance	Period	Previous	Forecast	Actual	Impact
Retail Sales (Y.Y)	★★★★	Mar 2026	0,7	-	-	-
HICP (Y.Y)	★★★★	Apr 2026	2,6	2,99	-	-
Unemployment Rate	★★★★	Mar 2026	6,2	6,22	-	-
GDP (Pre.) (Y.Y)	★★★★	Q1 2026	-	0,29	-	-
GDP (Pre.) (Y.Y)	★★★★	Q1 2026	1,2	0,91	-	-
GDP Advance	★★★★	Q1 2026	0,5	2,18	-	-
GDP (Pre.) (Q.Q)	★★★★	Q1 2026	0,2	0,18	-	-
CPI (Pre.) (Y.Y)	★★★★	Apr 2026	2	2,36	-	-
GDP (Pre.) (Y.Y)	★★★★	Q1 2026	2,7	2,75	-	-