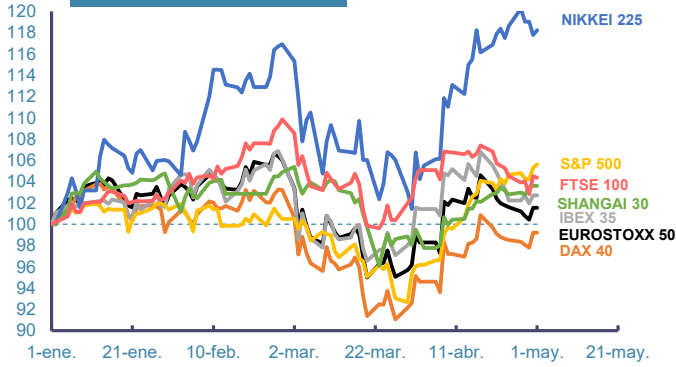
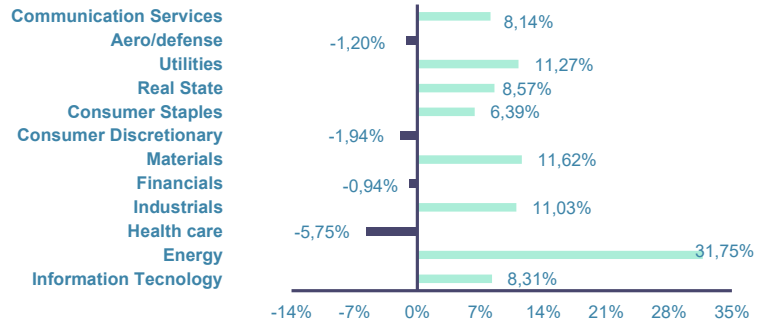


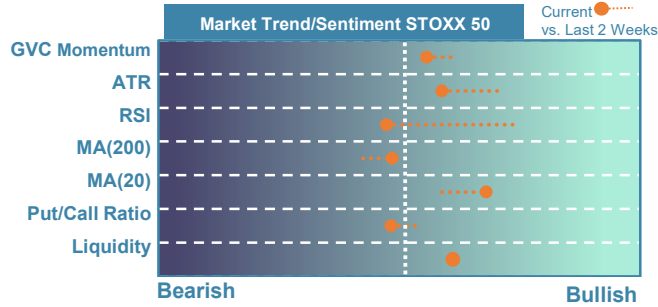
Index's Evolution YTD



MSCI World Sector Evolution YTD



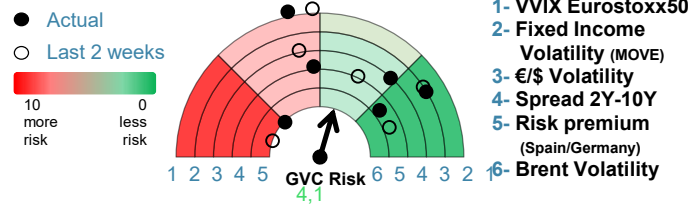
EUROPE



Market Index	Last	Daily Var. 22:00 PM	Future 10:30 AM	Yearly Var.
DJ Eurostoxx 50	5.881,51	0,00%	-	1,56%
DAX 40	24.292,38	0,00%	-	-0,81%
CAC 40	8.114,84	0,00%	-0,42%	-0,43%
FTSE 100	10.363,93	-0,14%	0,00%	4,36%
IBEX 35	17.781,00	0,00%	-0,76%	2,73%

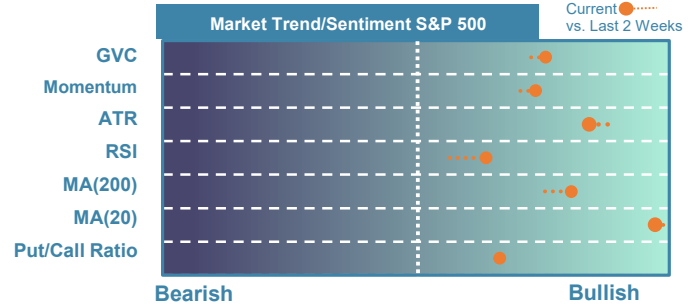
Fixed Income	Last	Daily Var.	Bip Var.	Bip Yearly Var.
Bond Spain 10Y	3,50	0,00%	0,00	20,70
Bond Germany 10Y	3,03	0,00%	0,00	17,60
Bond U.K. 10Y	4,96	-1,16%	-5,80	48,70
H.Yield ICE BofA	-	-	-	-

Key Risk Indicators Market



Commodities	Last	Daily Var.	Yearly Var.
Brent Oil	108,17	-5,12%	77,76%
Gold	4.635,24	0,34%	7,18%
CRB Index	393,40	-0,43%	31,67%
Copper (USD/t)	12.916,40	0,04%	3,72%

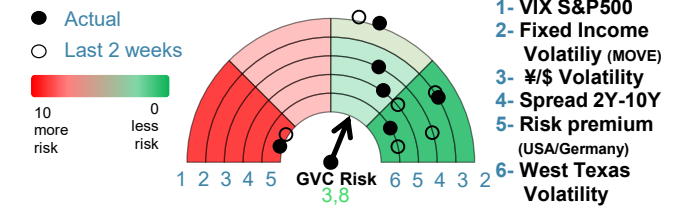
EEUU & ASIA



Market Index	Last	Daily Var. 22:00 PM	Future 10:30 AM	Yearly Var.
DJ Industrial	49.499,27	-0,31%	-	2,99%
S&P 500	7.230,12	0,29%	0,00%	5,62%
Nasdaq 100	27.710,36	0,94%	0,15%	9,74%
Nikkei 225	59.513,12	0,38%	0,52%	18,22%
Shanghai 30	4.112,16	0,00%	1,24%	3,61%

Fixed Income	Last	Daily Var.	Bip Var.	Bip Yearly Var.
Bond EEUU 10Y	4,38	-0,24%	-1,04	22,08
Bond Japan 10Y	2,50	-0,79%	-2,00	43,00
Bond China 10Y	1,75	0,00%	0,00	-10,90
H.Yield ICE BofA	-	-	-	-

Key Risk Indicators Market



Currency	Last	Daily Var.	Yearly Var.
€/\$	1,17	-0,09%	-0,21%
¥/\$	157,06	0,23%	0,27%
£/€	0,86	0,07%	-1,07%
B/\$	78.111,69	2,40%	-10,77%

Region/ Event	Relevance	Period	Previous	Forecast	Actual	Impact
Manufacture PMI (Germany)	★★★★	Apr 2026	51,2	51,19	51,4	Low
Manufacture PMI (France)	★★★★	Apr 2026	51,3	51,85	52,1	Low
Manufacture PMI (UK)	★★★★	Apr 2026	52,8	52,8	52,8	Neutral
Manufacture PMI (EU)	★★★★	Apr 2026	52,2	52,13	52,2	Low
Sentix Index	★★★★	May 2026	-19,2	-20,51	-	-
Factory Orders (M.M)	★★★★	Mar 2026	0	0,88	-	-