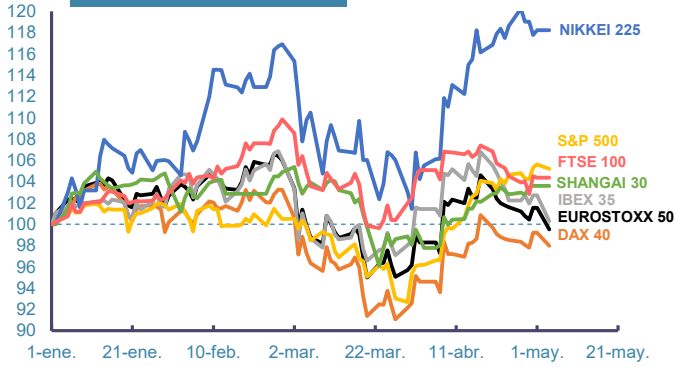
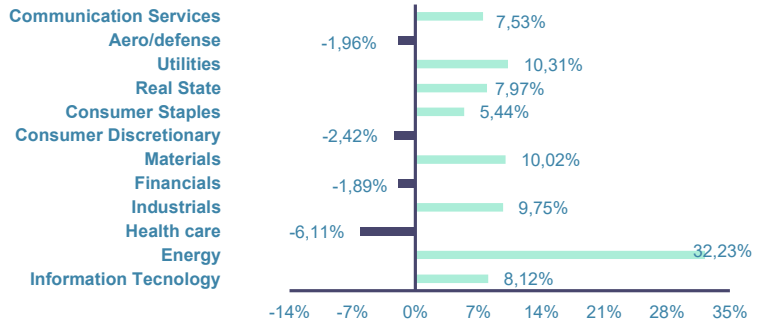


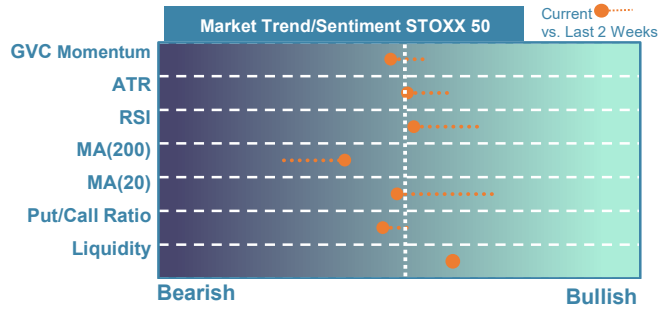
Index's Evolution YTD



MSCI World Sector Evolution YTD

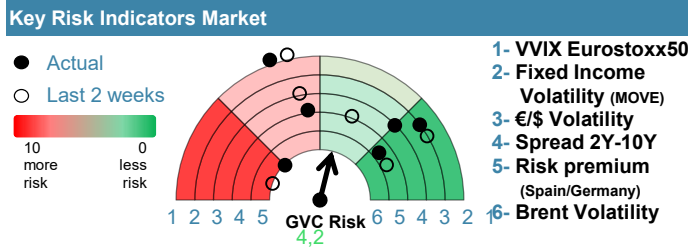


EUROPE



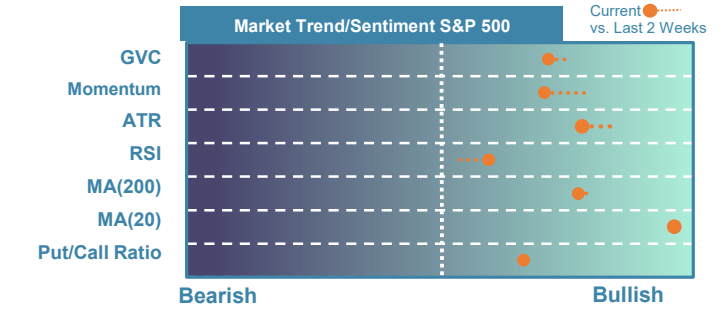
Market Index	Last	Daily Var. 22:00 PM	Future 9:33 AM	Yearly Var.
DJ Eurostoxx 50	5.763,61	-2,01%	-	-0,48%
DAX 40	23.991,27	-1,24%	-	-2,04%
CAC 40	7.976,12	-1,71%	0,45%	-2,13%
FTSE 100	10.363,93	0,00%	-1,15%	4,36%
IBEX 35	17.356,10	-2,39%	0,46%	0,28%

Fixed Income	Last	Daily Var.	Bip Var.	Bip Yearly Var.
Bond Spain 10Y	3,55	1,52%	5,30	26,00
Bond Germany 10Y	3,08	1,68%	5,10	22,70
Bond U.K. 10Y	4,96	0,00%	0,00	48,70
H.Yield ICE BofA	-	-	-	-



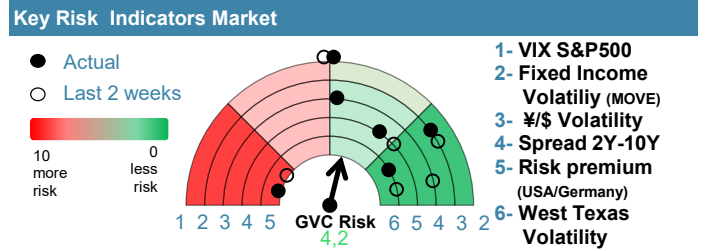
Commodities	Last	Daily Var.	Yearly Var.
Brent Oil	114,44	5,80%	88,07%
Gold	4.548,70	-1,87%	5,18%
CRB Index	401,06	1,95%	34,24%
Copper (USD/t)	12.916,40	0,00%	3,72%

EEU & ASIA



Market Index	Last	Daily Var. 22:00 PM	Future 9:33 AM	Yearly Var.
DJ Industrial	48.941,90	-1,13%	-	1,83%
S&P 500	7.200,75	-0,41%	0,29%	5,19%
Nasdaq 100	27.651,82	-0,21%	0,44%	9,51%
Nikkei 225	59.513,12	0,00%	0,42%	18,22%
Shanghai 30	4.112,16	0,00%	-0,71%	3,61%

Fixed Income	Last	Daily Var.	Bip Var.	Bip Yearly Var.
Bond EEUU 10Y	4,44	1,29%	5,64	27,71
Bond Japan 10Y	2,50	0,00%	0,00	43,00
Bond China 10Y	1,75	0,00%	0,00	-10,90
H.Yield ICE BofA	-	-	-	-



Currency	Last	Daily Var.	Yearly Var.
€/\$	1,17	-0,25%	-0,46%
¥/\$	157,23	0,11%	0,38%
£/€	0,86	-0,01%	-1,08%
B/\$	79.746,88	2,09%	-8,90%

Region/ Event	Relevance	Period	Previous	Forecast	Actual	Impact
JOLTS Job Openings	★★★★	Mar 2026	6,882	6,8455	-	-
International Trade \$	★★★★	Mar 2026	-57,3	-60,96	-	-
S&P Global Comp (f.) PMI	★★★★	Apr 2026	52	-	-	-
S&P Glob. Services PMI (f.)	★★★★	Apr 2026	51,3	-	-	-
ISM N-Mfg PMI	★★★★	Apr 2026	54	53,89	-	-
Build Permits R Number	★	Mar 2026	1,372	-	-	-
New Home Sales-Units	★★★★	Mar 2026	0,587	0,6548	-	-