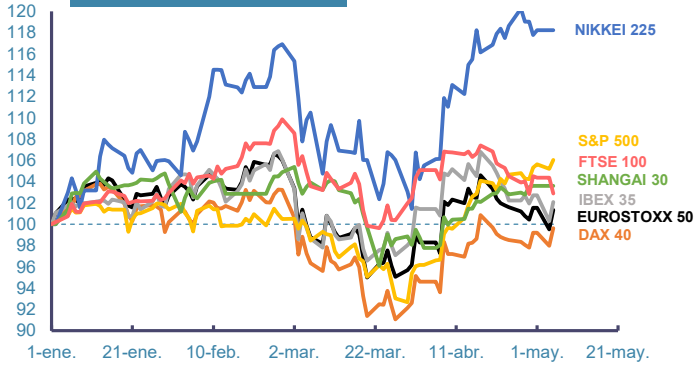
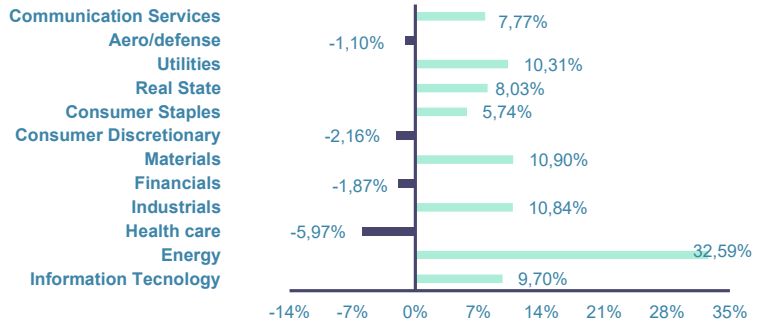


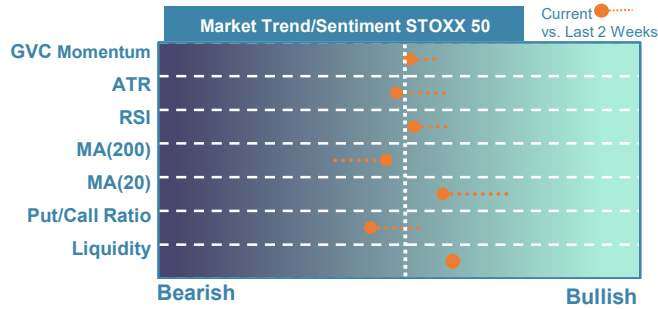
### Index's Evolution YTD



### MSCI World Sector Evolution YTD



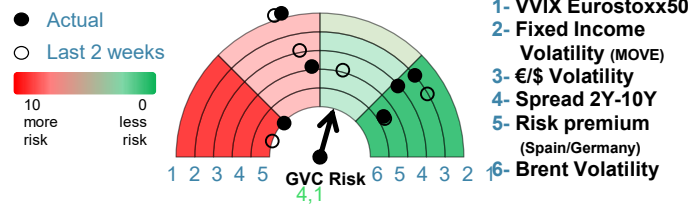
## EUROPE



Market Index	Last	Daily Var. 22:00 PM	Future 9:25 AM	Yearly Var.
DJ Eurostoxx 50	5.869,63	1,84%	-	1,35%
DAX 40	24.401,70	1,71%	-	-0,36%
CAC 40	8.062,31	1,08%	1,25%	-1,07%
FTSE 100	10.219,11	-1,40%	1,50%	2,90%
IBEX 35	17.667,70	1,80%	1,51%	2,08%

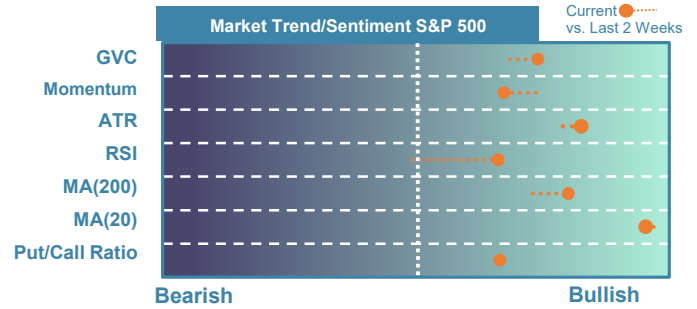
Fixed Income	Last	Daily Var.	Bip Var.	Bip Yearly Var.
Bond Spain 10Y	3,52	-0,79%	-2,80	23,20
Bond Germany 10Y	3,07	-0,33%	-1,00	21,70
Bond U.K. 10Y	5,06	1,98%	9,80	58,50
H.Yield ICE BofA	-	-	-	-

### Key Risk Indicators Market



Commodities	Last	Daily Var.	Yearly Var.
Brent Oil	109,87	-3,99%	80,56%
Gold	4.580,72	0,70%	5,92%
CRB Index	398,45	-0,65%	33,36%
Copper (USD/t)	13.059,15	1,11%	4,86%

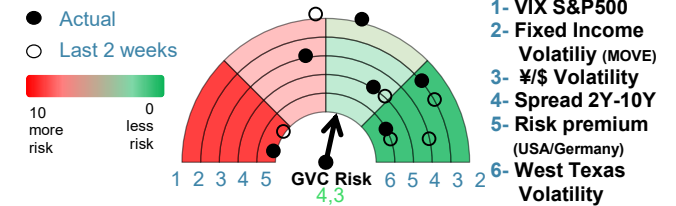
## EEU & ASIA



Market Index	Last	Daily Var. 22:00 PM	Future 9:25 AM	Yearly Var.
DJ Industrial	49.298,25	0,73%	-	2,57%
S&P 500	7.259,22	0,81%	0,28%	6,04%
Nasdaq 100	28.015,06	1,31%	0,65%	10,95%
Nikkei 225	59.513,12	0,00%	3,21%	18,22%
Shanghai 30	4.112,16	0,00%	0,52%	3,61%

Fixed Income	Last	Daily Var.	Bip Var.	Bip Yearly Var.
Bond EEUU 10Y	4,42	-0,45%	-2,01	25,70
Bond Japan 10Y	2,50	0,00%	0,00	43,00
Bond China 10Y	1,75	0,00%	0,00	-10,90
H.Yield ICE BofA	-	-	-	-

### Key Risk Indicators Market



Currency	Last	Daily Var.	Yearly Var.
€/\$	1,17	0,01%	-0,45%
¥/\$	157,66	0,27%	0,65%
£/€	0,86	-0,09%	-1,17%
B/\$	80.940,13	1,50%	-7,54%

Region/ Event	Relevance	Period	Previous	Forecast	Actual	Impact
S&P Global Comp (f.) PMI	★★★★	Apr 2026	48,3	48,31	-	-
S&P Global Comp (f.) PMI	★★★★	Apr 2026	48,6	48,57	-	-
Producer Prices (Y.Y)	★★★★	Mar 2026	-3	1,73	-	-
ADP National Employment	★★★★	Apr 2026	62	108,7	-	-
Reserve Assets Total	★★★★	Apr 2026	230292,26	-	-	-
S&P Global Comp (f.) PMI	★★★★	Apr 2026	47,6	47,6	-	-
S&P Glob. Serv. (f.) PMI	★★★★	Apr 2026	47,4	47,38	-	-