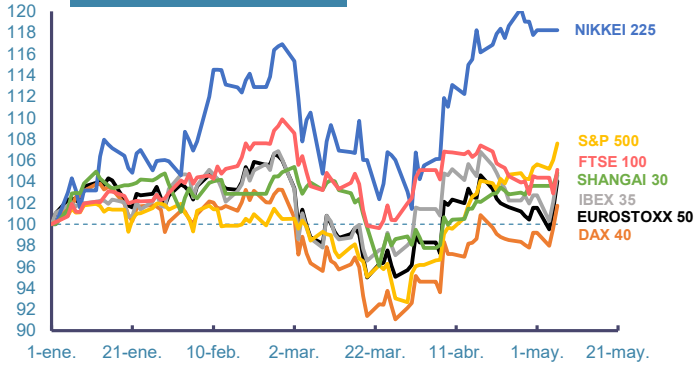
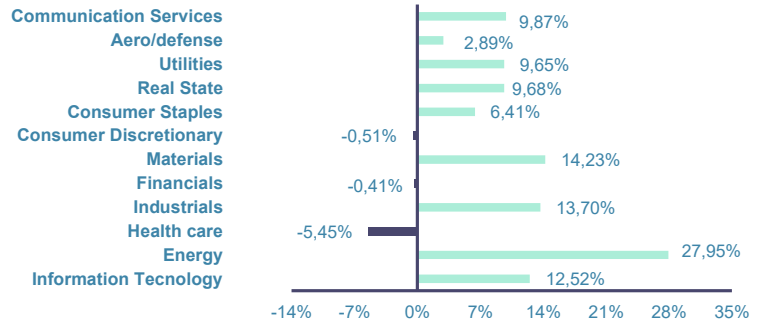


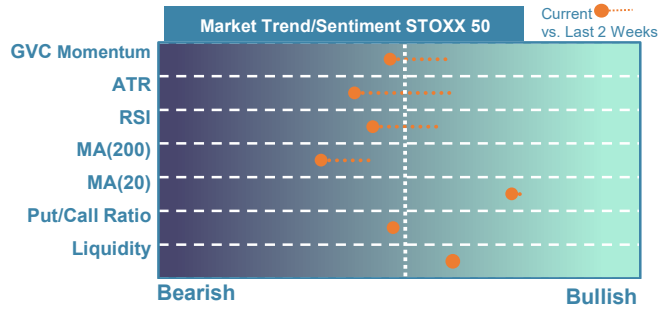
Index's Evolution YTD



MSCI World Sector Evolution YTD



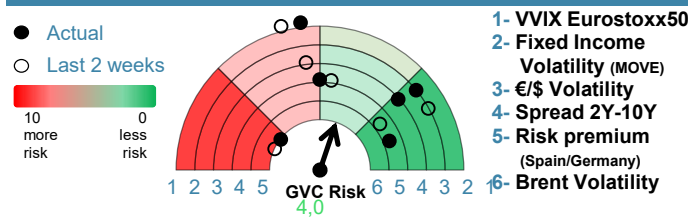
EUROPE



Market Index	Last	Daily Var. 22:00 PM	Future 9:48 AM	Yearly Var.
DJ Eurostoxx 50	6.027,13	2,68%	-	4,07%
DAX 40	24.918,69	2,12%	-	1,75%
CAC 40	8.299,42	2,94%	0,62%	1,84%
FTSE 100	10.438,66	2,15%	-0,47%	5,11%
IBEX 35	18.104,30	2,47%	0,08%	4,60%

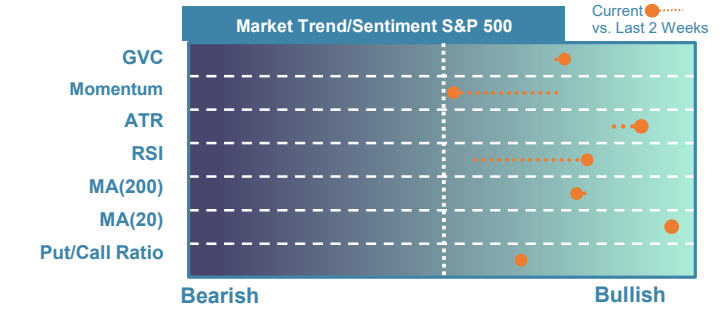
Fixed Income	Last	Daily Var.	Bip Var.	Bip Yearly Var.
Bond Spain 10Y	3,42	-2,92%	-10,30	12,90
Bond Germany 10Y	3,00	-2,48%	-7,60	14,10
Bond U.K. 10Y	4,94	-2,31%	-11,70	46,80
H.Yield ICE BofA	-	-	-	-

Key Risk Indicators Market



Commodities	Last	Daily Var.	Yearly Var.
Brent Oil	101,27	-7,83%	66,43%
Gold	4.696,97	2,54%	8,61%
CRB Index	388,00	-2,62%	29,86%
Copper (USD/t)	13.319,94	2,00%	6,96%

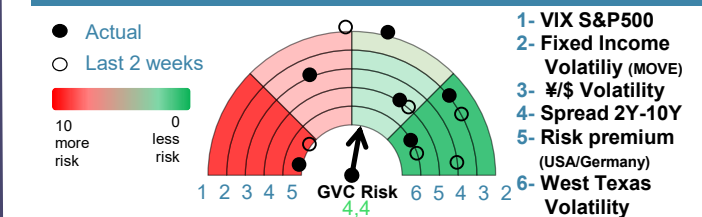
EEU & ASIA



Market Index	Last	Daily Var. 22:00 PM	Future 9:48 AM	Yearly Var.
DJ Industrial	49.910,59	1,24%	-	3,84%
S&P 500	7.365,12	1,46%	0,19%	7,59%
Nasdaq 100	28.599,17	2,08%	0,24%	13,26%
Nikkei 225	59.513,12	0,00%	6,24%	18,22%
Shanghai 30	4.160,17	1,17%	1,32%	4,82%

Fixed Income	Last	Daily Var.	Bip Var.	Bip Yearly Var.
Bond EEUU 10Y	4,35	-1,54%	-6,82	18,89
Bond Japan 10Y	2,50	0,00%	0,00	43,00
Bond China 10Y	1,76	0,46%	0,80	-10,10
H.Yield ICE BofA	-	-	-	-

Key Risk Indicators Market



Currency	Last	Daily Var.	Yearly Var.
€/€	1,17	0,47%	0,02%
¥/\$	156,35	-0,83%	-0,18%
£/€	0,86	0,15%	-1,02%
B/\$	81.373,25	0,54%	-7,04%

Region/ Event	Relevance	Period	Previous	Forecast	Actual	Impact
Industrial Orders (M.M)	★★★	Mar 2026	0,9	1,2	5	Medium
Retail Sales (M.M)	★★★	Mar 2026	-0,2	-0,25	-	-
S&P Global/CIPS Cons PMI	★★★	Apr 2026	45,6	45,61	-	-
Initial Jobless	★★★	W 02 May	189	205,4	-	-
Consumer Credit	★★★	Mar 2026	9,48	12,999	-	-
Unity Labour Costs	★★★	Q1 2026	4,4	2,72	-	-
Gasto en construcción	★★★	Mar 2026	-0,3	0,11	-	-