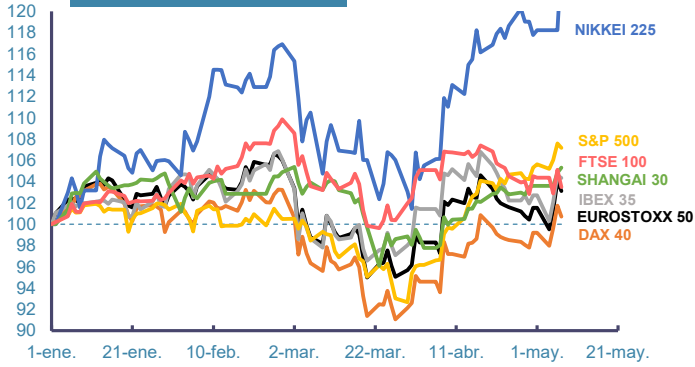
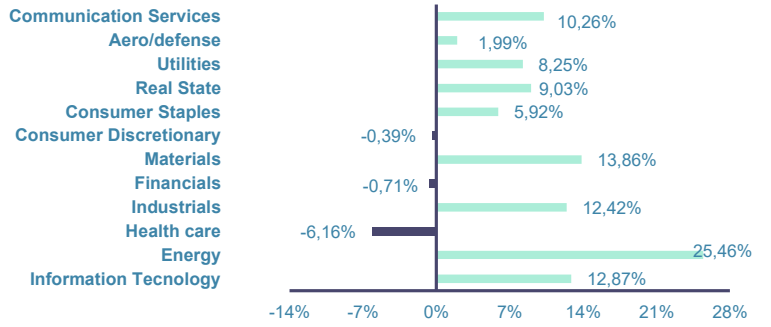


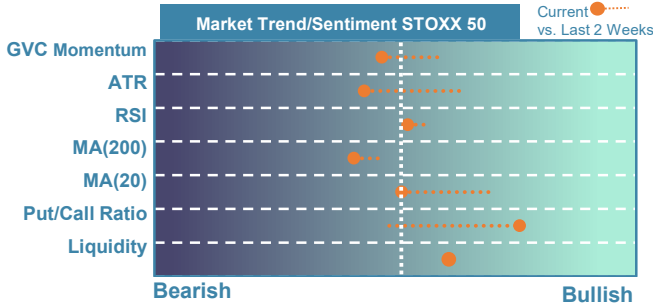
Index's Evolution YTD



MSCI World Sector Evolution YTD

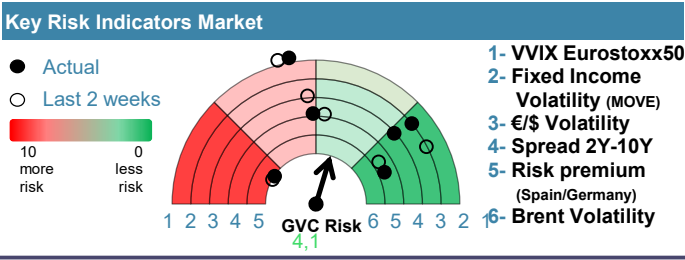


EUROPE



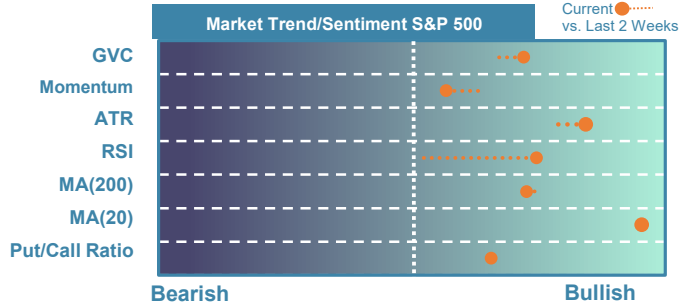
Market Index	Last	Daily Var. 22:00 PM	Future 9:28 AM	Yearly Var.
DJ Eurostoxx 50	5.972,65	-0,90%	-	3,13%
DAX 40	24.663,61	-1,02%	-	0,71%
CAC 40	8.202,08	-1,17%	-0,82%	0,65%
FTSE 100	10.276,95	-1,55%	-1,01%	3,48%
IBEX 35	18.060,80	-0,24%	-0,75%	4,35%

Fixed Income	Last	Daily Var.	Bip Var.	Bip Yearly Var.
Bond Spain 10Y	3,43	0,26%	0,90	13,80
Bond Germany 10Y	3,00	0,10%	0,30	14,40
Bond U.K. 10Y	4,94	0,04%	0,20	47,00
H.Yield ICE BofA	-	-	-	-



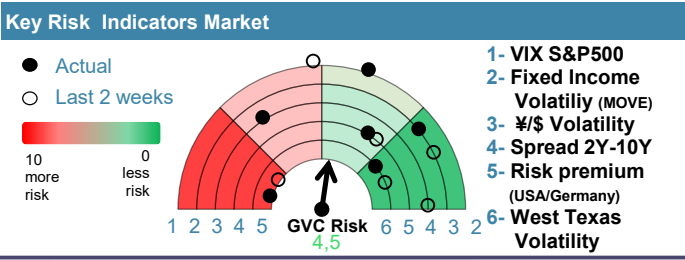
Commodities	Last	Daily Var.	Yearly Var.
Brent Oil	100,06	-1,19%	64,44%
Gold	4.754,89	1,23%	9,95%
CRB Index	387,72	-0,07%	29,77%
Copper (USD/t)	13.331,26	0,09%	7,05%

EEUU & ASIA



Market Index	Last	Daily Var. 22:00 PM	Future 9:28 AM	Yearly Var.
DJ Industrial	49.596,97	-0,63%	-	3,19%
S&P 500	7.337,11	-0,38%	0,28%	7,18%
Nasdaq 100	28.563,95	-0,12%	0,49%	13,13%
Nikkei 225	62.833,84	5,58%	-0,46%	24,82%
Shanghai 30	4.180,09	0,48%	-0,20%	5,32%

Fixed Income	Last	Daily Var.	Bip Var.	Bip Yearly Var.
Bond EEUU 10Y	4,39	0,92%	4,01	22,90
Bond Japan 10Y	2,48	-0,84%	-2,10	40,90
Bond China 10Y	1,76	-0,06%	-0,10	-10,20
H.Yield ICE BofA	-	-	-	-



Currency	Last	Daily Var.	Yearly Var.
€/\$	1,17	-0,19%	-0,17%
¥/\$	156,86	0,33%	0,15%
£/€	0,86	-0,02%	-1,04%
B/\$	80.012,63	-1,67%	-8,60%

Region/ Event	Relevance	Period	Previous	Forecast	Actual	Impact
Trade Balance	★ ★ ★	Mar 2026	19,8	18,22	14,3	Low
Imports (M.M)	★ ★ ★	Mar 2026	4,7	0,23	5,1	Low
Exports (M.M)	★ ★ ★	Mar 2026	3,6	-1,79	0,5	Low
Industrial Prod. (M.M)	★ ★ ★ ★	Mar 2026	-0,3	0,38	-0,7	Low
U Mich Sentiment Prelim	★ ★ ★ ★	May 2026	49,8	50,01	-	-
Non-Farm Payrolls	★ ★ ★ ★	Apr 2026	178	61,2	-	-
Unemployment Rate	★ ★ ★ ★	Apr 2026	4,3	4,3	-	-
Average Earnings (Y.Y)	★ ★ ★ ★	Apr 2026	3,5	3,78	-	-