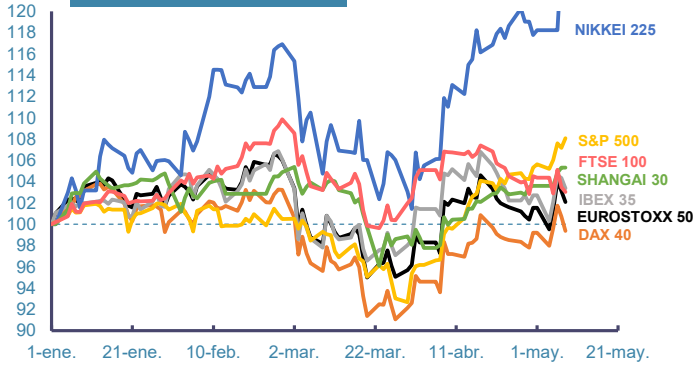
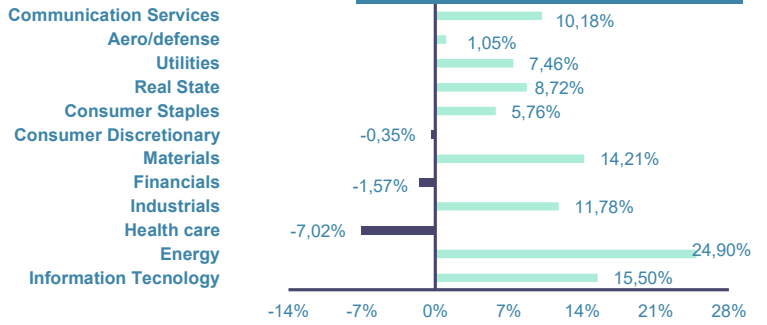


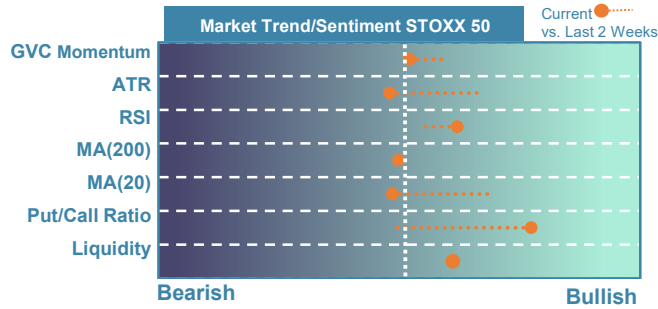
### Index's Evolution YTD



### MSCI World Sector Evolution YTD

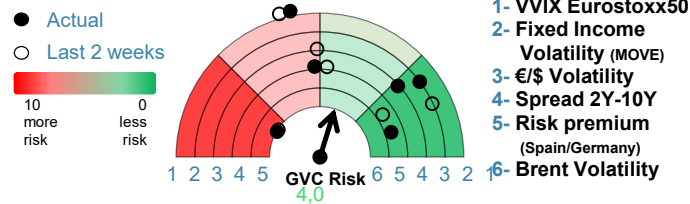


## EUROPE

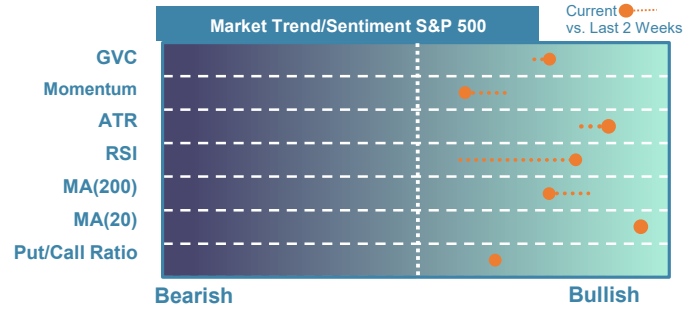


Market Index	Last	Daily Var. 22:00 PM	Future 9:42 AM	Yearly Var.
DJ Eurostoxx 50	5.911,53	-1,02%	-	2,07%
DAX 40	24.338,63	-1,32%	-	-0,62%
CAC 40	8.112,57	-1,09%	-0,20%	-0,45%
FTSE 100	10.233,07	-0,43%	0,24%	3,04%
IBEX 35	17.889,40	-0,95%	0,01%	3,36%
Fixed Income	Last	Daily Var.	Bip Var.	Bip Yearly Var.
Bond Spain 10Y	3,42	-0,26%	-0,90	12,90
Bond Germany 10Y	3,01	0,23%	0,70	15,10
Bond U.K. 10Y	4,92	-0,53%	-2,60	44,40
H.Yield ICE BofA	-	-	-	-

### Key Risk Indicators Market

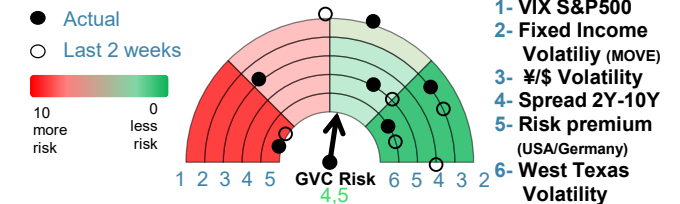


## EEU & ASIA



Market Index	Last	Daily Var. 22:00 PM	Future 9:42 AM	Yearly Var.
DJ Industrial	49.609,16	0,03%	-	3,22%
S&P 500	7.398,93	0,84%	-0,09%	8,08%
Nasdaq 100	29.234,99	2,35%	-0,06%	15,78%
Nikkei 225	62.713,65	-0,19%	-0,70%	24,58%
Shanghai 30	4.179,95	0,00%	0,10%	5,32%
Fixed Income	Last	Daily Var.	Bip Var.	Bip Yearly Var.
Bond EEUU 10Y	4,37	-0,59%	-2,59	20,31
Bond Japan 10Y	2,47	-0,32%	-0,80	40,10
Bond China 10Y	1,77	0,40%	0,70	-9,50
H.Yield ICE BofA	-	-	-	-

### Key Risk Indicators Market



Commodities	Last	Daily Var.	Yearly Var.
Brent Oil	101,29	1,23%	66,46%
Gold	4.707,55	-1,00%	8,85%
CRB Index	389,44	0,44%	30,34%
Copper (USD/t)	13.515,39	1,38%	8,53%

Currency	Last	Daily Var.	Yearly Var.
€/\$	1,18	0,52%	0,34%
¥/\$	156,73	-0,08%	0,06%
£/€	0,86	0,02%	-1,03%
B/\$	80.146,50	0,17%	-8,45%

Region/ Event	Relevance	Period	Previous	Forecast	Actual	Impact
Reserve Assets Total	★★★★	Apr 2026	390629	-	386898	Low
Employment Trend	★★★★	Apr 2026	105,72	-	-	-
Producer Prices (Y.Y)	★★★★	Apr 2026	0,5	1,63	2,8	Medium
IPC (Y.Y)	★★★★	Apr 2026	1	0,88	1,2	Medium
Exist. Home Sales % Chg	★★★	Apr 2026	-3,6	-	-	-