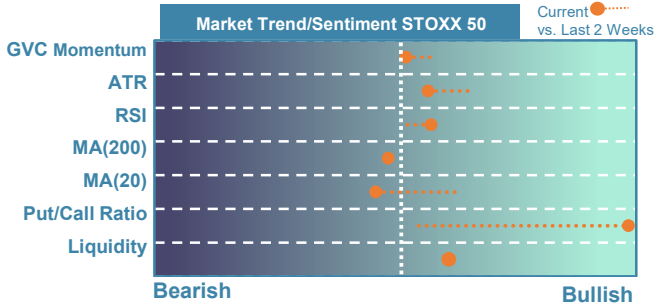
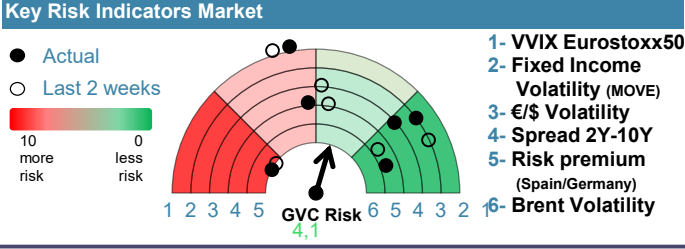


EUROPE



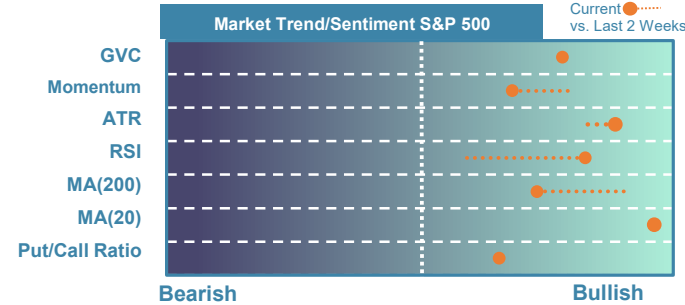
Market Index	Last	Daily Var. 22:00 PM	Future 9:28 AM	Yearly Var.
DJ Eurostoxx 50	5.895,45	-0,27%	-	1,80%
DAX 40	24.350,28	0,05%	-	-0,57%
CAC 40	8.056,38	-0,69%	-0,88%	-1,14%
FTSE 100	10.269,43	0,36%	-1,03%	3,40%
IBEX 35	17.852,50	-0,21%	-0,97%	3,15%

Fixed Income	Last	Daily Var.	Bip Var.	Bip Yearly Var.
Bond Spain 10Y	3,47	1,32%	4,50	17,40
Bond Germany 10Y	3,04	1,30%	3,90	19,00
Bond U.K. 10Y	5,00	1,71%	8,40	52,80
H.Yield ICE BofA	-	-	-	-



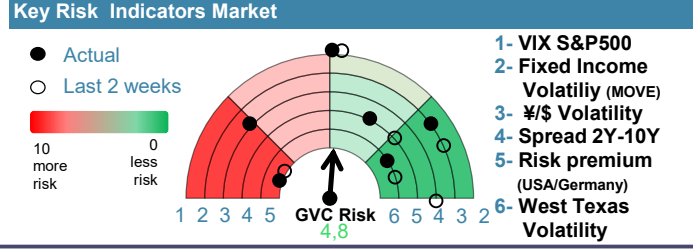
Commodities	Last	Daily Var.	Yearly Var.
Brent Oil	104,21	2,88%	71,26%
Gold	4.728,60	0,45%	9,34%
CRB Index	399,29	2,53%	33,64%
Copper (USD/t)	13.893,11	2,79%	11,56%

EEUU & ASIA



Market Index	Last	Daily Var. 22:00 PM	Future 9:28 AM	Yearly Var.
DJ Industrial	49.704,47	0,19%	-	3,41%
S&P 500	7.412,84	0,19%	-0,34%	8,29%
Nasdaq 100	29.320,66	0,29%	-0,67%	16,12%
Nikkei 225	62.417,88	-0,47%	0,42%	23,99%
Shanghai 30	4.225,02	1,08%	-0,18%	6,46%

Fixed Income	Last	Daily Var.	Bip Var.	Bip Yearly Var.
Bond EEUU 10Y	4,41	1,05%	4,58	24,89
Bond Japan 10Y	2,51	1,58%	3,90	44,00
Bond China 10Y	1,82	3,23%	5,70	-3,80
H.Yield ICE BofA	-	-	-	-



Currency	Last	Daily Var.	Yearly Var.
€/\$	1,18	-0,03%	0,32%
¥/\$	157,20	0,30%	0,36%
£/€	0,86	-0,06%	-1,08%
B/\$	81.769,63	2,03%	-6,59%

Region/ Event	Relevance	Period	Previous	Forecast	Actual	Impact
ZEW Current Conditions	★★★★	May 2026	-73,7	-78,35	-	-
ZEW Economic Sentiment	★★★★	May 2026	-17,2	-19,29	-	-
CPI Final (Y.Y)	★★★★	Apr 2026	2,9	2,9	2,9	Neutral
HICP Final (Y.Y)	★★★★	Apr 2026	2,9	2,9	2,9	Neutral
CPI (f.) (Y.Y)	★★★★	Apr 2026	3,3	3,72	-	-
Industrial Output (Y.Y)	★★★	Mar 2026	0,5	0,32	-	-
Core CPI (Y.Y)	★★★★	Apr 2026	2,6	2,72	-	-