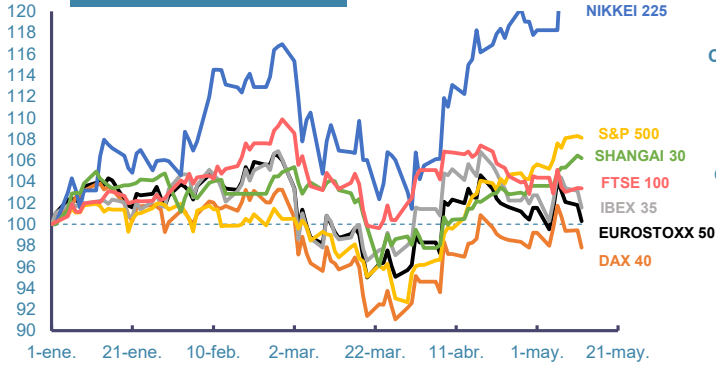
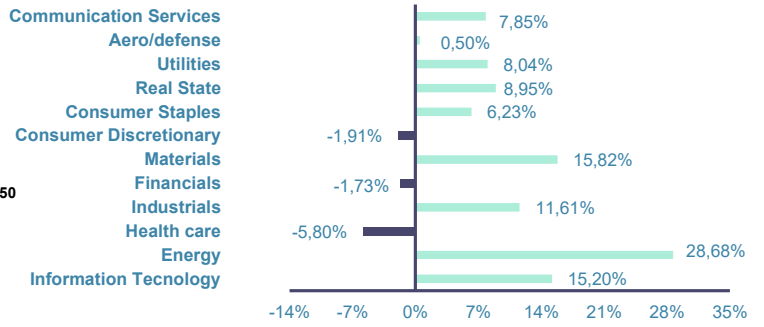


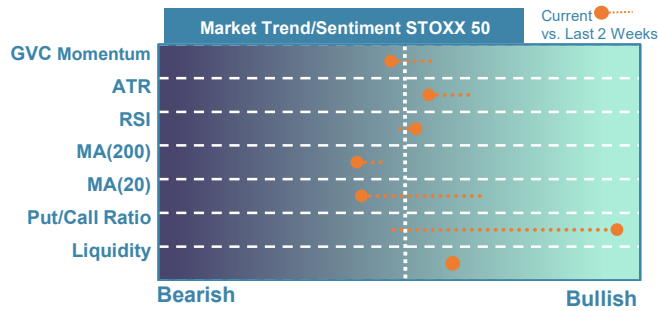
Index's Evolution YTD



MSCI World Sector Evolution YTD



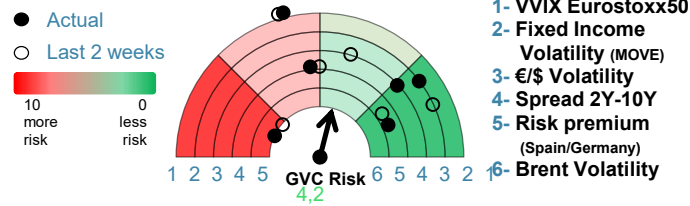
EUROPE



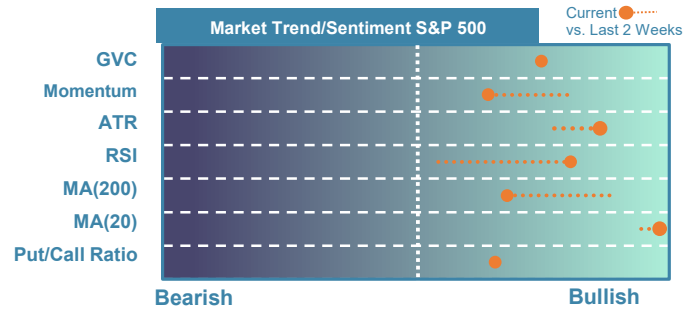
Market Index	Last	Daily Var. 22:00 PM	Future 10:03 AM	Yearly Var.
DJ Eurostoxx 50	5.808,45	-1,48%	-	0,29%
DAX 40	23.954,93	-1,62%	-	-2,19%
CAC 40	7.979,92	-0,95%	0,17%	-2,08%
FTSE 100	10.265,32	-0,04%	0,92%	3,36%
IBEX 35	17.573,60	-1,56%	0,59%	1,54%

Fixed Income	Last	Daily Var.	Bip Var.	Bip Yearly Var.
Bond Spain 10Y	3,53	1,88%	6,50	23,90
Bond Germany 10Y	3,10	1,81%	5,50	24,50
Bond U.K. 10Y	5,10	2,02%	10,10	62,90
H.Yield ICE BofA	-	-	-	-

Key Risk Indicators Market



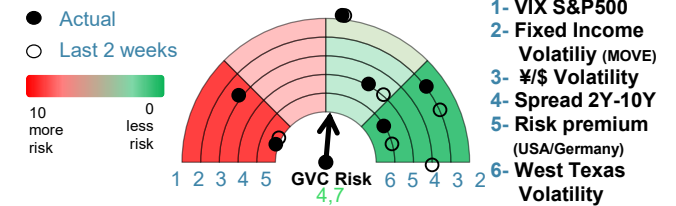
EEU & ASIA



Market Index	Last	Daily Var. 22:00 PM	Future 10:03 AM	Yearly Var.
DJ Industrial	49.760,56	0,11%	-	3,53%
S&P 500	7.400,96	-0,16%	0,25%	8,11%
Nasdaq 100	29.064,80	-0,87%	0,65%	15,11%
Nikkei 225	62.742,57	0,52%	0,00%	24,64%
Shanghai 30	4.214,49	-0,25%	-0,37%	6,19%

Fixed Income	Last	Daily Var.	Bip Var.	Bip Yearly Var.
Bond EEUU 10Y	4,46	1,11%	4,90	29,79
Bond Japan 10Y	2,56	2,03%	5,10	49,10
Bond China 10Y	1,81	-0,82%	-1,50	-5,30
H.Yield ICE BofA	-	-	-	-

Key Risk Indicators Market



Commodities	Last	Daily Var.	Yearly Var.
Brent Oil	107,77	3,42%	77,11%
Gold	4.664,75	-1,35%	7,86%
CRB Index	404,85	1,39%	35,50%
Copper (USD/t)	13.958,90	0,47%	12,09%

Currency	Last	Daily Var.	Yearly Var.
€/€	1,17	-0,38%	-0,06%
¥/\$	157,61	0,26%	0,62%
£/€	0,87	0,48%	-0,61%
B/\$	80.513,06	-1,54%	-8,03%

Region/ Event	Relevance	Period	Previous	Forecast	Actual	Impact
CPI (f.) (M.M)	★★★★★	Apr 2026	1,2	1,2	1,2	Neutral
PPI Final Demand (M.M)	★★★	Apr 2026	0,5	0,54	-	-
Industrial Production (Y.Y)	★★★	Mar 2026	-0,6	-1,45	-	-
Industrial Production (M.M)	★★★	Mar 2026	0,4	0,29	-	-
GDP Estimate QQ	★★★★★	Q1 2026	0,1	0,1	-	-
CPI (f.) (Y.Y)	★★★★★	Apr 2026	2,5	2,5	2,5	Neutral