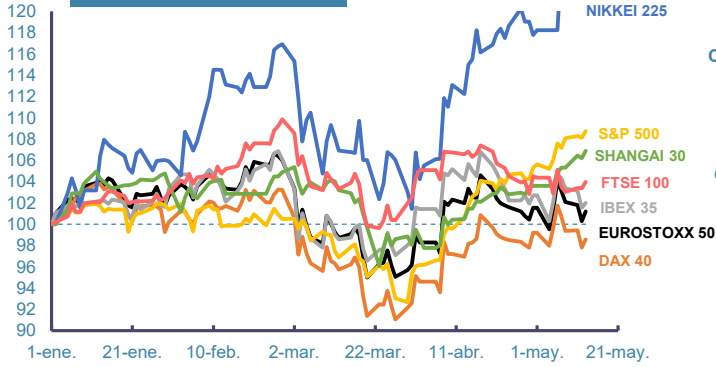
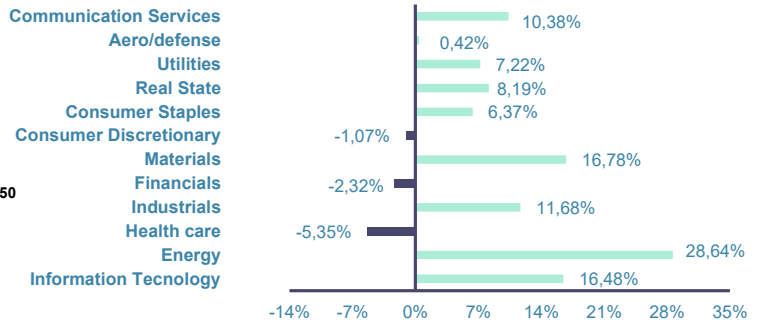


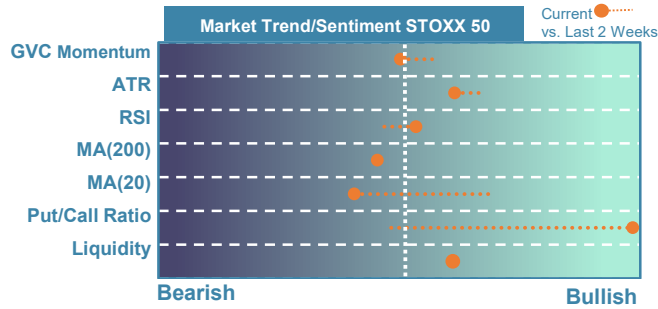
### Index's Evolution YTD



### MSCI World Sector Evolution YTD



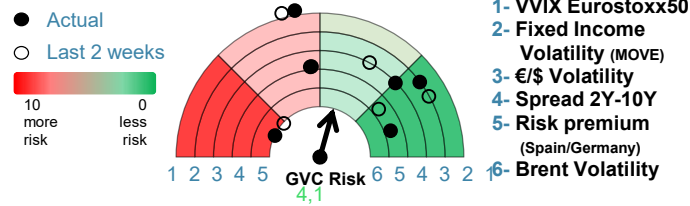
## EUROPE



Market Index	Last	Daily Var. 22:00 PM	Future 9:55 AM	Yearly Var.
DJ Eurostoxx 50	5.861,07	0,91%	-	1,20%
DAX 40	24.136,81	0,76%	-	-1,44%
CAC 40	8.007,97	0,35%	0,47%	-1,74%
FTSE 100	10.325,35	0,58%	0,47%	3,97%
IBEX 35	17.654,90	0,46%	0,78%	2,01%

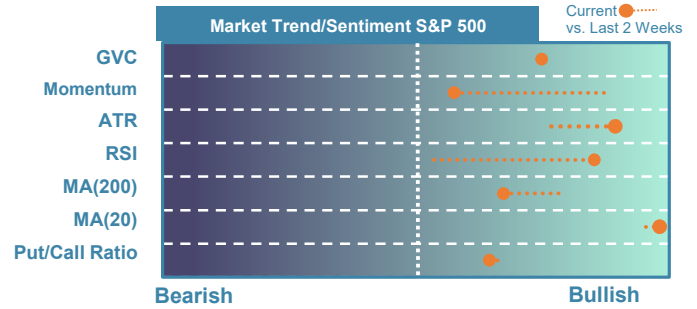
Fixed Income	Last	Daily Var.	Bip Var.	Bip Yearly Var.
Bond Spain 10Y	3,53	1,76%	6,10	23,60
Bond Germany 10Y	3,11	0,32%	1,00	25,50
Bond U.K. 10Y	5,07	-0,67%	-3,40	59,50
H.Yield ICE BofA	-	-	-	-

### Key Risk Indicators Market



Commodities	Last	Daily Var.	Yearly Var.
Brent Oil	105,63	-1,99%	73,59%
Gold	4.687,53	0,49%	8,39%
CRB Index	404,39	-0,11%	35,35%
Copper (USD/t)	14.109,48	1,08%	13,30%

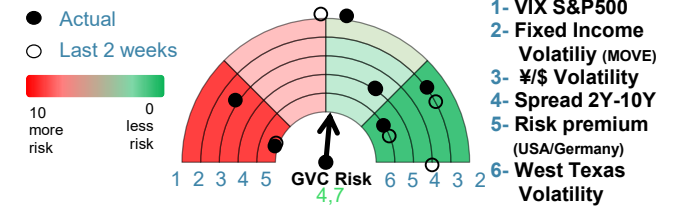
## EEU & ASIA



Market Index	Last	Daily Var. 22:00 PM	Future 9:55 AM	Yearly Var.
DJ Industrial	49.693,20	-0,14%	-	3,39%
S&P 500	7.444,25	0,58%	0,24%	8,75%
Nasdaq 100	29.366,94	1,04%	0,50%	16,31%
Nikkei 225	63.272,11	0,84%	0,00%	25,69%
Shanghai 30	4.242,57	0,67%	-0,10%	6,90%

Fixed Income	Last	Daily Var.	Bip Var.	Bip Yearly Var.
Bond EEUU 10Y	4,47	0,28%	1,23	31,02
Bond Japan 10Y	2,60	1,33%	3,40	52,50
Bond China 10Y	1,87	3,10%	5,60	0,30
H.Yield ICE BofA	-	-	-	-

### Key Risk Indicators Market



Currency	Last	Daily Var.	Yearly Var.
€/\$	1,17	-0,23%	-0,30%
¥/\$	157,81	0,13%	0,75%
£/€	0,87	-0,17%	-0,78%
B/\$	79.284,94	-1,53%	-9,43%

Region/ Event	Relevance	Period	Previous	Forecast	Actual	Impact
Initial Jobless	★ ★ ★ ★	W 09 May	200	205	-	-
Retail Sales (M.M)	★ ★ ★ ★	Apr 2026	1,7	0,54	-	-
GDP (Pre.) (Q.Q)	★ ★ ★ ★	Q1 2026	0,1	0,55	0,6	Low
Manufacturing Out. (M.M)	★ ★ ★ ★	Mar 2026	-0,1	-0,07	1,2	Medium
HICP (f.) (Y.Y)	★ ★ ★ ★	Apr 2026	3,5	3,5	3,5	Neutral
Core CPI (Y.Y)	★ ★ ★ ★	Apr 2026	2,9	-	2,8	Low
CPI (f.) (Y.Y)	★ ★ ★ ★	Apr 2026	3,2	3,2	3,2	Neutral