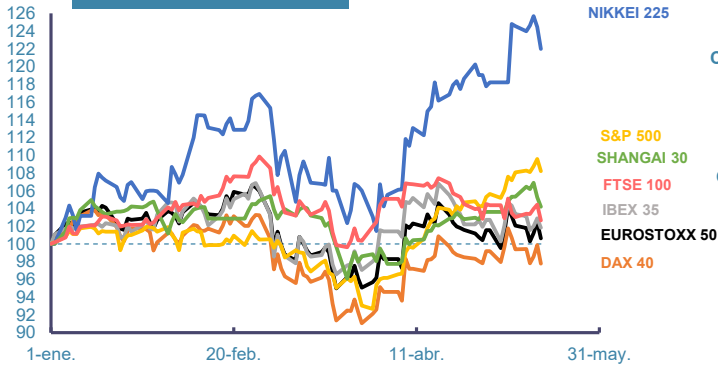
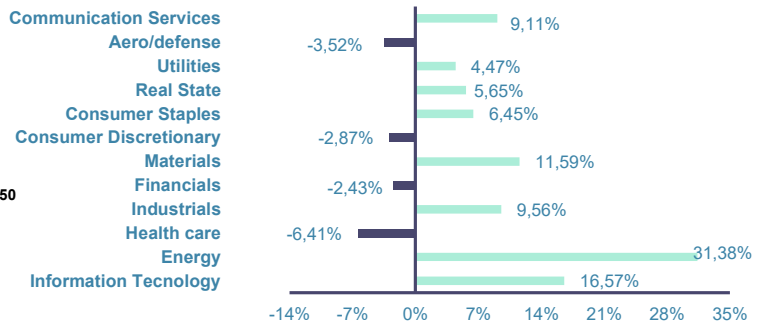


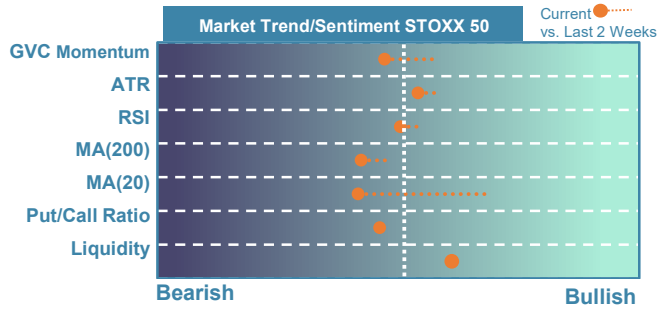
### Index's Evolution YTD



### MSCI World Sector Evolution YTD



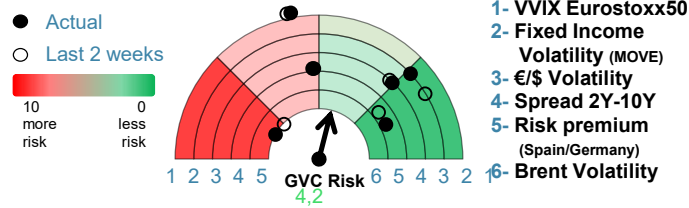
## EUROPE



Market Index	Last	Daily Var. 22:00 PM	Future 9:37 AM	Yearly Var.
DJ Eurostoxx 50	5.827,76	-1,81%	-	0,63%
DAX 40	23.950,57	-2,07%	-	-2,20%
CAC 40	7.952,55	-1,60%	-0,93%	-2,42%
FTSE 100	10.195,37	-1,71%	0,22%	2,66%
IBEX 35	17.622,70	-1,05%	-0,51%	1,82%

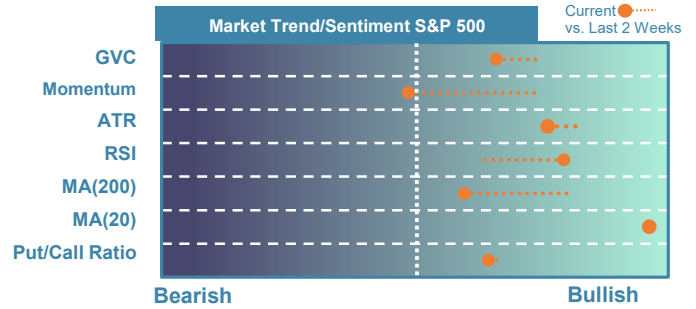
Fixed Income	Last	Daily Var.	Bip Var.	Bip Yearly Var.
Bond Spain 10Y	3,59	3,64%	12,60	29,90
Bond Germany 10Y	3,15	3,48%	10,60	30,00
Bond U.K. 10Y	5,18	3,75%	18,70	70,50
H.Yield ICE BofA	-	-	-	-

### Key Risk Indicators Market



Commodities	Last	Daily Var.	Yearly Var.
Brent Oil	109,26	3,35%	79,56%
Gold	4.552,89	-2,82%	5,28%
CRB Index	399,29	-0,25%	33,64%
Copper (USD/t)	13.503,11	-2,82%	8,43%

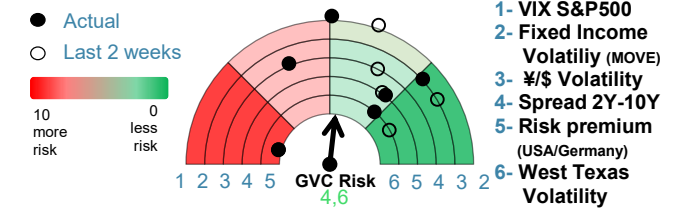
## EEU & ASIA



Market Index	Last	Daily Var. 22:00 PM	Future 9:37 AM	Yearly Var.
DJ Industrial	49.526,17	-1,07%	-	3,04%
S&P 500	7.408,50	-1,24%	-0,45%	8,22%
Nasdaq 100	29.125,20	-1,54%	-0,37%	15,35%
Nikkei 225	61.409,29	-1,99%	-2,22%	21,99%
Shanghai 30	4.135,39	-1,02%	-1,07%	4,20%

Fixed Income	Last	Daily Var.	Bip Var.	Bip Yearly Var.
Bond EEUU 10Y	4,60	2,58%	11,57	43,38
Bond Japan 10Y	2,72	3,27%	8,60	64,60
Bond China 10Y	1,77	0,74%	1,30	-9,70
H.Yield ICE BofA	-	-	-	-

### Key Risk Indicators Market



Currency	Last	Daily Var.	Yearly Var.
€/€	1,16	-0,37%	-1,02%
¥/€	158,77	0,26%	1,37%
£/€	0,87	0,61%	-0,19%
B/\$	79.077,81	-2,62%	-9,67%

Region/ Event	Relevance	Period	Previous	Forecast	Actual	Impact
Industrial Output (Y.Y)	★ ★ ★	Apr 2026	5,7	5,82	4,1	Low
Retail Sales (Y.Y)	★ ★ ★ ★	Apr 2026	1,7	1,91	0,2	Low
GDP (Q.Q)	★ ★ ★ ★	Q1 2026	0,3	0,45	-	-