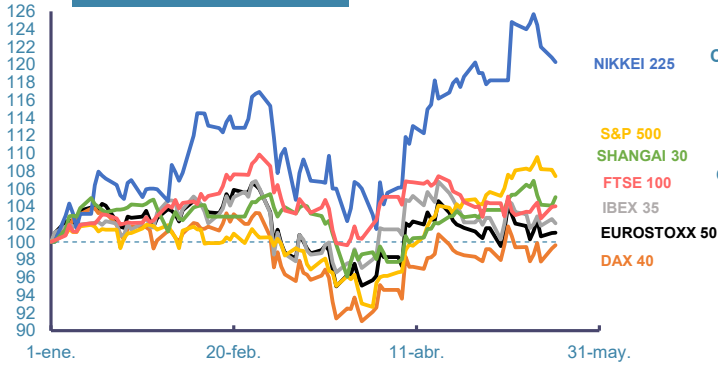
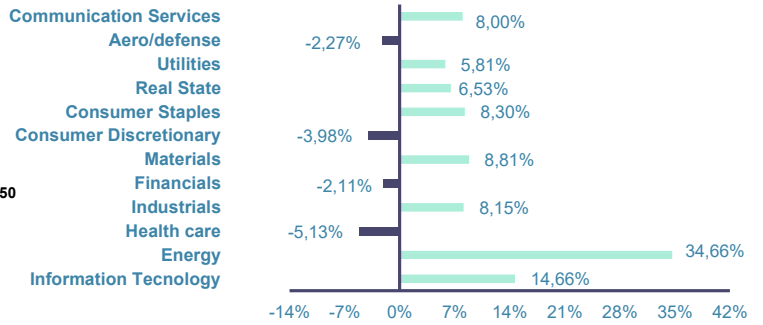


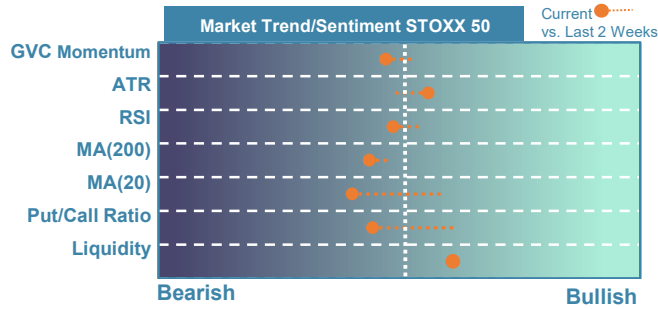
Index's Evolution YTD



MSCI World Sector Evolution YTD



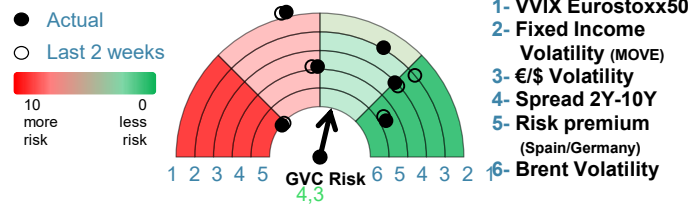
EUROPE



Market Index	Last	Daily Var. 22:00 PM	Future 9:39 AM	Yearly Var.
DJ Eurostoxx 50	5.851,16	0,04%	-	1,03%
DAX 40	24.400,65	0,38%	-	-0,37%
CAC 40	7.981,76	-0,07%	0,06%	-2,06%
FTSE 100	10.330,55	0,07%	-0,28%	4,02%
IBEX 35	17.670,10	-0,48%	-0,02%	2,09%

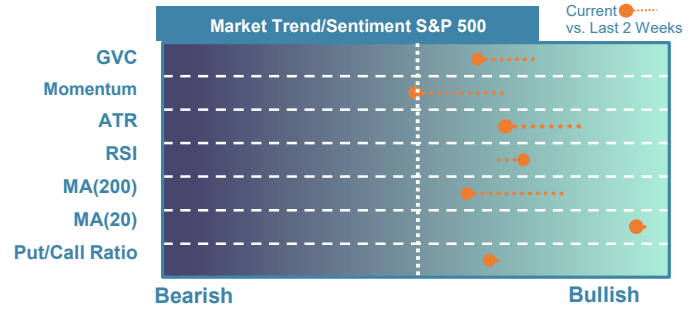
Fixed Income	Last	Daily Var.	Bip Var.	Bip Yearly Var.
Bond Spain 10Y	3,63	0,83%	3,00	33,60
Bond Germany 10Y	3,19	0,85%	2,70	33,40
Bond U.K. 10Y	5,13	0,16%	0,80	65,30
H.Yield ICE BofA	-	-	-	-

Key Risk Indicators Market



Commodities	Last	Daily Var.	Yearly Var.
Brent Oil	111,28	-0,73%	82,88%
Gold	4.498,16	-0,93%	4,01%
CRB Index	406,18	0,10%	35,95%
Copper (USD/t)	13.333,90	-1,47%	7,07%

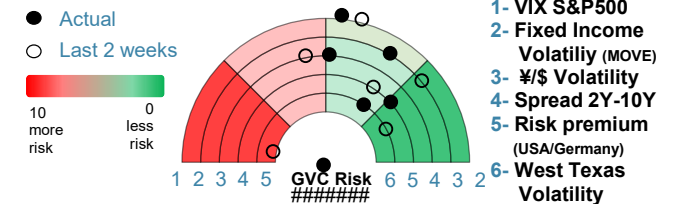
EEUU & ASIA



Market Index	Last	Daily Var. 22:00 PM	Future 9:39 AM	Yearly Var.
DJ Industrial	49.363,88	-0,65%	-	2,71%
S&P 500	7.353,61	-0,67%	0,19%	7,42%
Nasdaq 100	28.818,84	-0,61%	0,47%	14,13%
Nikkei 225	60.550,59	-0,44%	-1,94%	20,28%
Shanghai 30	4.169,54	0,92%	-0,20%	5,06%

Fixed Income	Last	Daily Var.	Bip Var.	Bip Yearly Var.
Bond EEUU 10Y	4,66	1,21%	5,60	49,97
Bond Japan 10Y	2,79	2,53%	6,90	72,20
Bond China 10Y	1,75	-5,06%	-9,30	-11,70
H.Yield ICE BofA	-	-	-	-

Key Risk Indicators Market



Currency	Last	Daily Var.	Yearly Var.
€/\$	1,16	-0,44%	-1,20%
¥/\$	159,08	0,16%	1,56%
£/€	0,87	-0,38%	-0,84%
B/\$	76.837,38	-0,28%	-12,23%

Region/ Event	Relevance	Period	Previous	Forecast	Actual	Impact
CPI (f.) (Y.Y)	★ ★ ★ ★	Apr 2026	3,3	3,01	2,8	Low
HICP Final (Y.Y)	★ ★ ★ ★	Apr 2026	3	3	-	-
Producer Prices (Y.Y)	★ ★ ★	Apr 2026	-0,2	1,34	1,7	Low
PPI Input prices (Y.Y)	★ ★ ★	Apr 2026	5,4	5,96	7,7	Low
PPI Output prices (Y.Y)	★ ★ ★	Apr 2026	2,6		4	Low