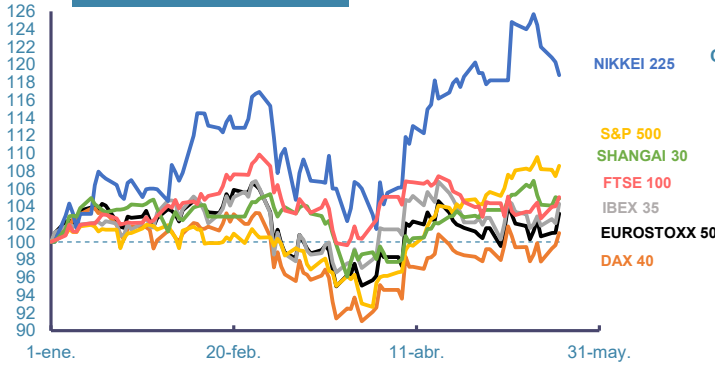
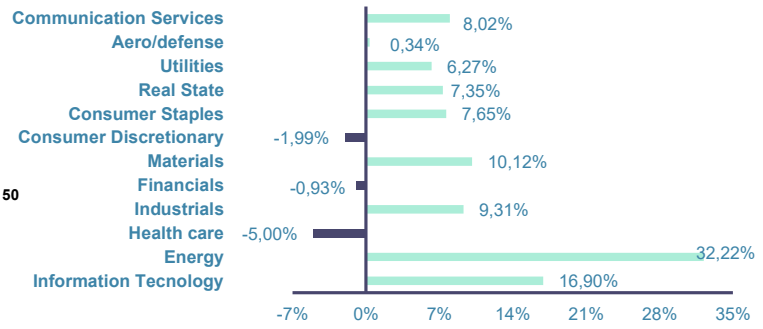


Index's Evolution YTD



MSCI World Sector Evolution YTD



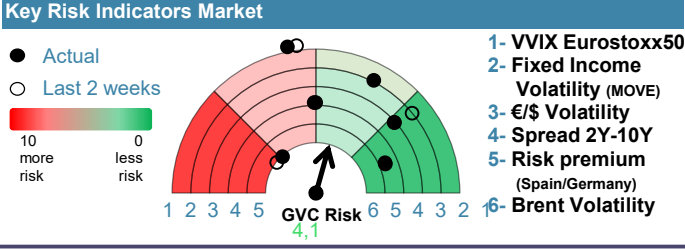
EUROPE



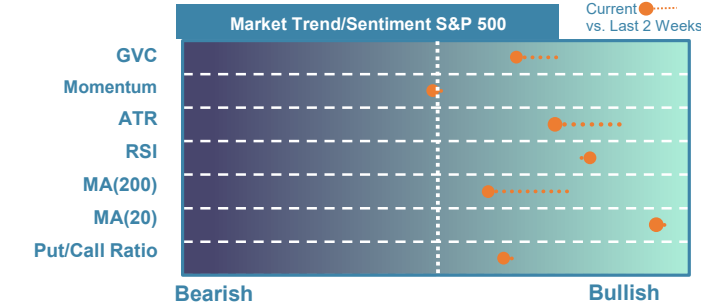
Market Index	Last	Daily Var. 22:00 PM	Future 9:34 AM	Yearly Var.
DJ Eurostoxx 50	5.976,07	2,14%	-	3,19%
DAX 40	24.737,24	1,38%	-	1,01%
CAC 40	8.117,42	1,70%	-0,27%	-0,39%
FTSE 100	10.432,34	0,99%	-0,27%	5,04%
IBEX 35	18.051,70	2,16%	-0,45%	4,30%

Fixed Income	Last	Daily Var.	Bip Var.	Bip Yearly Var.
Bond Spain 10Y	3,52	-2,98%	-10,80	22,80
Bond Germany 10Y	3,09	-2,95%	-9,40	24,00
Bond U.K. 10Y	5,00	-2,56%	-13,10	52,20



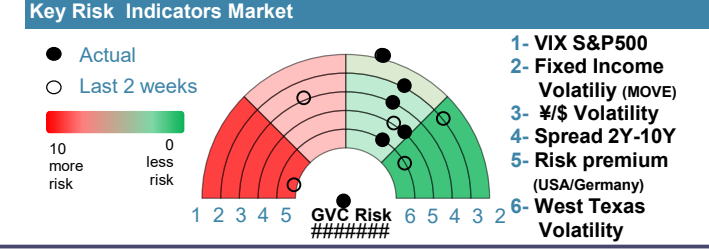
EEUU & ASIA



Market Index	Last	Daily Var. 22:00 PM	Future 9:34 AM	Yearly Var.
DJ Industrial	50.009,35	1,31%	-	4,05%
S&P 500	7.432,97	1,08%	-0,27%	8,58%
Nasdaq 100	29.297,70	1,66%	-0,46%	16,03%
Nikkei 225	59.804,41	-1,23%	3,08%	18,80%
Shanghai 30	4.162,18	-0,18%	-1,52%	4,87%

Fixed Income	Last	Daily Var.	Bip Var.	Bip Yearly Var.
Bond EEUU 10Y	4,57	-1,90%	-8,87	41,10
Bond Japan 10Y	2,76	-1,11%	-3,10	69,10
Bond China 10Y	1,74	-0,12%	-0,20	-11,90



Commodities	Last	Daily Var.	Yearly Var.
Brent Oil	105,02	-5,63%	72,59%
Gold	4.524,29	0,58%	4,62%
CRB Index	396,95	-2,27%	32,86%
Copper (USD/t)	13.595,63	1,96%	9,17%

Currency	Last	Daily Var.	Yearly Var.
€/€	1,16	0,20%	-1,00%
¥/\$	158,85	-0,15%	1,41%
£/€	0,86	-0,12%	-0,95%
B/\$	77.413,88	0,75%	-11,57%

Region/ Event	Relevance	Period	Previous	Forecast	Actual	Impact
Initial Jobless	★ ★ ★ ★	W 16 May	211	210,1	-	-
Consumer Confid. Flash	★ ★ ★ ★	May 2026	-20,6	-20,68	-	-
S&P Global Comp. PMI	★ ★ ★ ★	May 2026	48,8	48,68	-	-
Composite PMI	★ ★ ★ ★	May 2026	52,6	51,62	-	-
Housing Starts Number	★ ★ ★ ★	Apr 2026	1,502	1,409	-	-
Composite PMI	★ ★ ★ ★	May 2026	48,4	48,58	48,6	Low
Philly Fed Business Indx	★ ★ ★ ★	May 2026	26,7	17,3	-	-
S&P Global Mfg. PMI	★ ★ ★ ★	May 2026	54,5	54,08	-	-
S&P Global Svcs. PMI	★ ★ ★ ★	May 2026	51	50,98	-	-