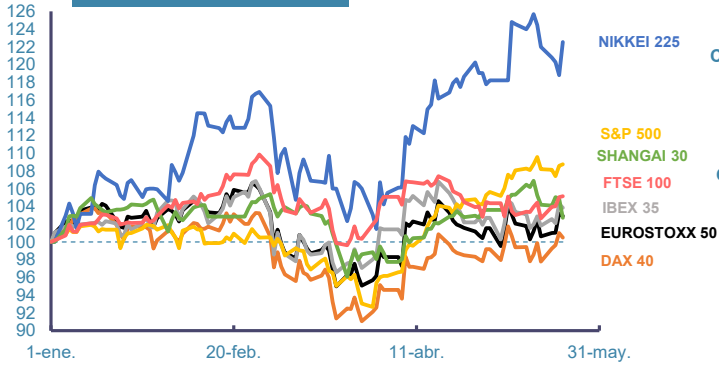
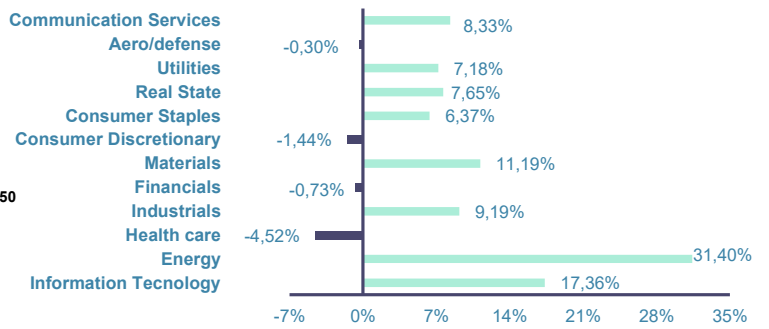


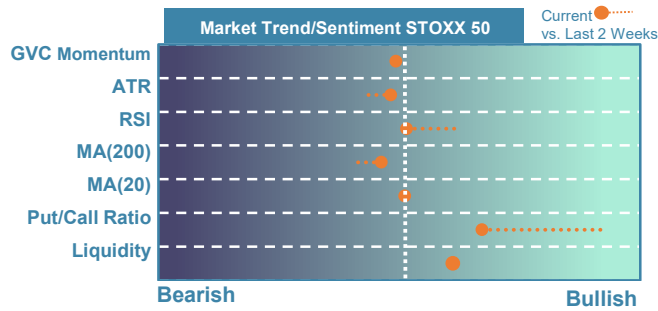
Index's Evolution YTD



MSCI World Sector Evolution YTD



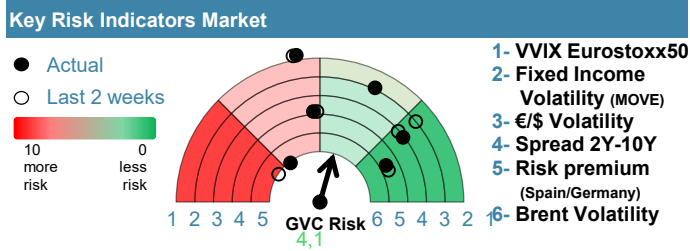
EUROPE



Market Index	Last	Daily Var. 22:00 PM	Future 9:27 AM	Yearly Var.
DJ Eurostoxx 50	5.960,32	-0,26%	-	2,92%
DAX 40	24.606,77	-0,53%	-	0,48%
CAC 40	8.086,00	-0,39%	0,48%	-0,78%
FTSE 100	10.443,47	0,11%	0,04%	5,16%
IBEX 35	17.975,20	-0,42%	0,21%	3,86%

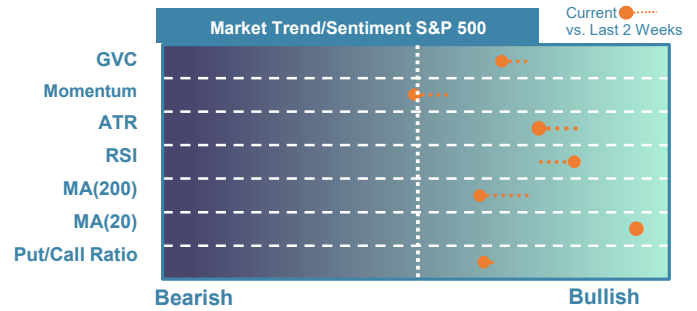
Fixed Income	Last	Daily Var.	Bip Var.	Bip Yearly Var.
Bond Spain 10Y	3,54	0,60%	2,10	24,90
Bond Germany 10Y	3,10	0,23%	0,70	24,70
Bond U.K. 10Y	4,97	-0,50%	-2,50	49,70

H.Yield ICE BofA - - - -



Commodities	Last	Daily Var.	Yearly Var.
Brent Oil	102,58	-2,32%	68,58%
Gold	4.509,69	-0,32%	4,28%
CRB Index	392,37	-1,15%	31,32%
Copper (USD/t)	13.455,86	-1,03%	8,05%

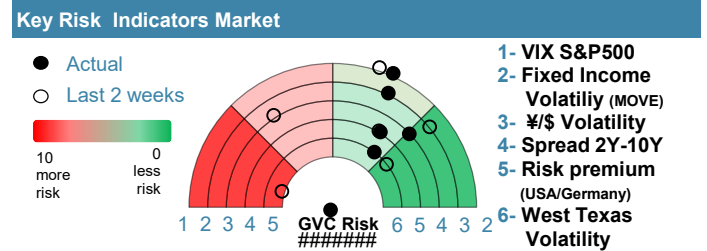
EEUU & ASIA



Market Index	Last	Daily Var. 22:00 PM	Future 9:27 AM	Yearly Var.
DJ Industrial	50.285,66	0,55%	-	4,62%
S&P 500	7.445,72	0,17%	0,25%	8,77%
Nasdaq 100	29.357,27	0,20%	0,36%	16,27%
Nikkei 225	61.684,14	3,14%	2,92%	22,54%
Shanghai 30	4.077,28	-2,04%	0,61%	2,73%

Fixed Income	Last	Daily Var.	Bip Var.	Bip Yearly Var.
Bond EEUU 10Y	4,56	-0,35%	-1,59	39,52
Bond Japan 10Y	2,75	-0,33%	-0,90	68,20
Bond China 10Y	1,81	3,56%	6,20	-5,70

H.Yield ICE BofA - - - -



Currency	Last	Daily Var.	Yearly Var.
€/\$	1,16	-0,08%	-1,08%
¥/\$	159,01	0,10%	1,52%
£/€	0,86	-0,05%	-1,00%
B/\$	77.648,00	0,30%	-11,30%

Region/ Event	Relevance	Period	Previous	Forecast	Actual	Impact
Retail Sales (M.M)	★ ★ ★ ★	Apr 2026	0,7	-0,68	-1,3	Low
Consumer Sentiment	★ ★ ★	Jun 2026	-33,3	-33,74	-29,8	Low
Ifo Business Climate	★ ★ ★ ★	May 2026	84,4	84,18	-	-
Ifo Curr Conditions	★ ★ ★ ★	May 2026	85,4	85,12	-	-
Ifo Expectations	★ ★ ★ ★	May 2026	83,3	83,48	-	-
Michigan Sentiment (f.)	★ ★ ★ ★	May 2026	48,2	48,22	-	-
GDP Provisional	★ ★ ★ ★	Q1 2026	0,5	0,49	0,5	Low
Business Climate Mfg	★ ★ ★ ★	May 2026	100	99,4	102	Low