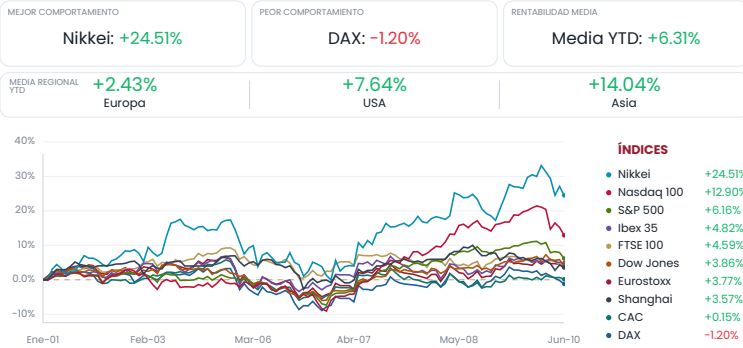
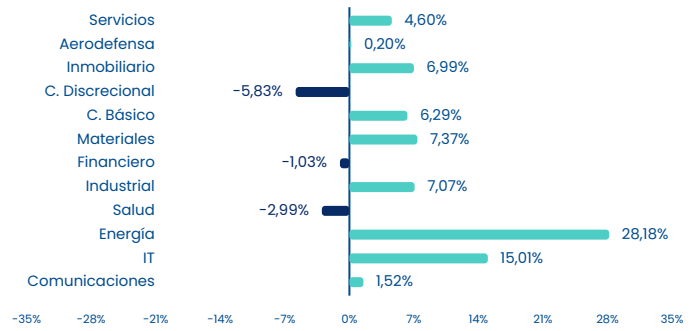


Index's Evolution YTD



MSCI World Sector Evolution YTD

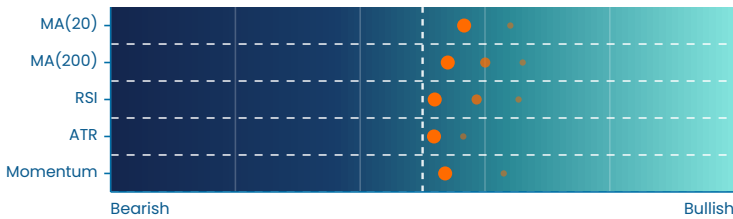


AI ANALYSIS

En Estados Unidos, el riesgo de mercado ha mostrado una leve mejora, mientras que el sentimiento de tendencia se ha deteriorado considerablemente. Europa, en contraste, exhibe un riesgo de mercado superior y en empeoramiento, pero su sentimiento de tendencia ha experimentado una notable mejora. Europa queda mejor posicionada al revertir una tendencia negativa y mostrar una mejora en su sentimiento de mercado.

EUROPE

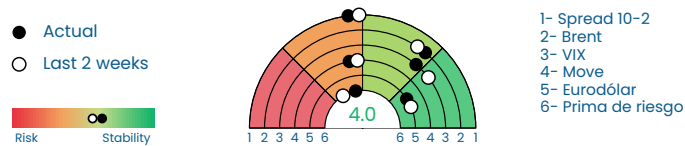
Market Trend/Sentiment STOXX 50



Market Indexes	Last	Daily Var.	5D Var.	Yearly Var.
IBEX 35	18.142,70	-0,18%	-0,18%	4,82%
FTSE 100	10.254,81	0,39%	-0,51%	4,59%
DJ Eurostoxx 50	6.009,95	-0,66%	-0,72%	3,77%
CAC 40	8.161,83	-0,51%	0,14%	0,15%
DAX 40	24.195,31	-0,97%	-2,42%	-1,20%

Fixed Income	Last	Daily Var.	Bip Var.	Bip Yearly Var.
Bond Spain 10Y	3,52	0,49%	1,7	22,4
Bond Germany 10Y	3,07	0,36%	1,1	21,4
Bond U.K. 10Y	4,94	0,55%	2,7	46,2
Bond Eurozone 10Y	3,07	0,36%	1,1	20,6

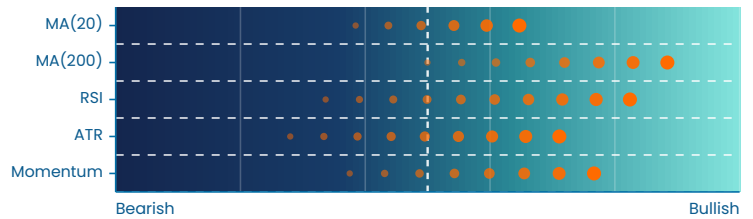
Key Risk Indicators Market



Commodities	Last	Daily Var.	Yearly Var.
Brent Oil	93,05	1,74%	52,92%
CRB Index	475,69	0,30%	27,02%
Copper	13.466,23	-0,79%	8,13%
Gold	4.124,39	-4,70%	-4,63%

EEUU & ASIA

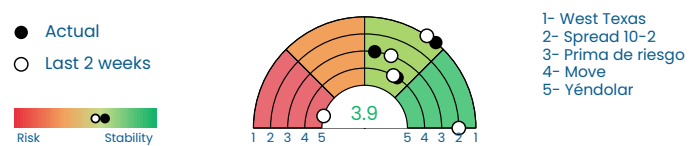
Market Trend/Sentiment S&P 500



Market Indexes	Last	Daily Var.	5D Var.	Yearly Var.
Nikkei 225	64.179,27	-2,04%	-6,50%	24,51%
Nasdaq 100	28.508,03	-1,98%	-6,75%	12,90%
S&P 500	7.266,99	-1,62%	-3,80%	6,16%
DJ Industrial	49.918,78	-1,87%	-1,52%	3,86%
Shanghai 30	3.986,58	-0,69%	-2,45%	3,57%

Fixed Income	Last	Daily Var.	Bip Var.	Bip Yearly Var.
Bond EEUU 10Y	4,54	0,31%	1,39	38,1
Bond Japan 10Y	2,69	0,19%	0,5	61,7
Bond China 10Y	1,75	0,52%	0,9	-11,3
Bond India 10Y	6,94	0,51%	3,5	35,5

Key Risk Indicators Market



Currency	Last	Daily Var.	Yearly Var.
Euro/Dólar (€/\$)	1,15	-0,29%	-1,80%
Yen/Dólar (¥/\$)	160,49	0,21%	2,44%
Libra/Euro (£/€)	0,86	-0,13%	-1,18%
Bitcoin (BTC/\$)	61.453,83	-0,23%	-29,80%

Time	Region	Event	Relevance	Period	Previous	Forecast	Actual
08:00	Germany	German CPI (MoM)	★★★	May	0.6%	-0.2%	-0.2%
08:00	UK	GDP (MoM)	★★★	Apr	0.3%	-0.1%	-0.1%
08:00	Germany	German CPI (YoY)	★★☆	May	2.9%	2.6%	2.6%
08:00	UK	Monthly GDP 3M/3M Change	★★☆	Apr	0.6%	0.7%	0.7%
08:45	France	French CPI (MoM)	★★☆	May	1.0%	0.1%	-
09:00	Spain	Spanish CPI (YoY)	★★☆	May	3.2%	3.2%	-
16:00	USA	Michigan 1-Year Inflation Expectations	★★☆	Jun	4.8%	-	-
16:00	USA	Michigan 5-Year Inflation Expectations	★★☆	Jun	3.9%	-	-