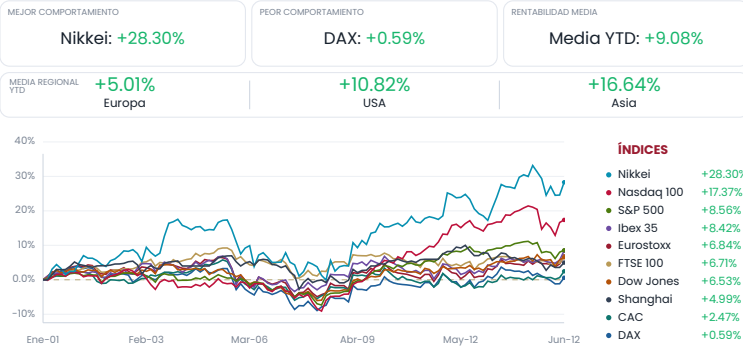
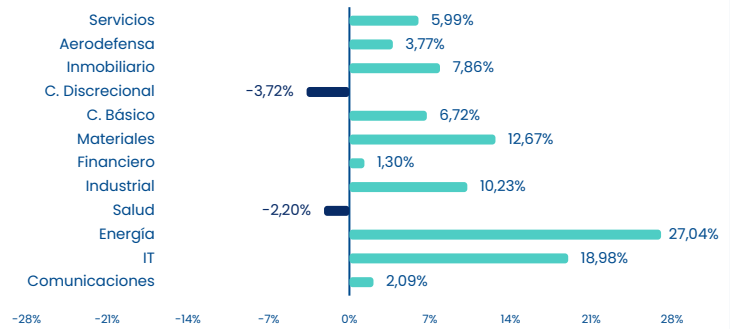


Index's Evolution YTD



MSCI World Sector Evolution YTD

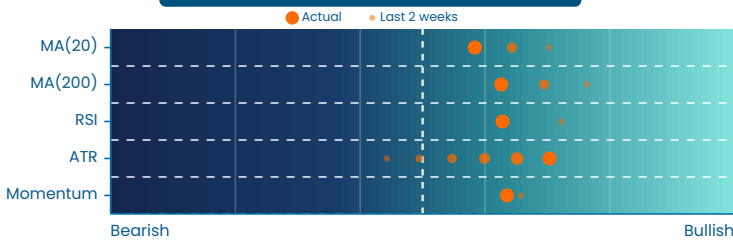


AI ANALYSIS

El riesgo de mercado en EE. UU. ha experimentado un ligero deterioro de 0.11 puntos, mientras que en Europa ha mejorado en la misma magnitud. El sentimiento de mercado en EE. UU. ha disminuido significativamente en 24.77 puntos, situándose por debajo del umbral neutral, a diferencia de Europa, que ha mostrado una leve mejora de 2.69 puntos. Europa se posiciona mejor debido a la reducción de su riesgo y un sentimiento de mercado más estable.

EUROPE

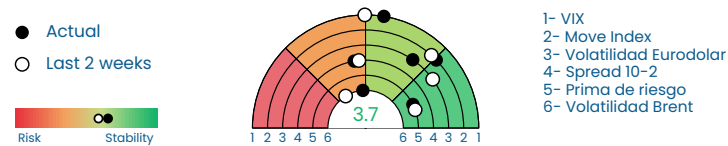
Market Trend/Sentiment STOXX 50



Market Indexes	Last	Daily Var.	5D Var.	Yearly Var.
IBEX 35	18.764,40	2,59%	2,29%	8,42%
DJ Eurostoxx 50	6.187,63	2,16%	2,07%	6,84%
FTSE 100	10.471,72	1,81%	1,08%	6,71%
CAC 40	8.350,87	1,83%	1,61%	2,47%
DAX 40	24.635,30	1,76%	-0,50%	0,59%

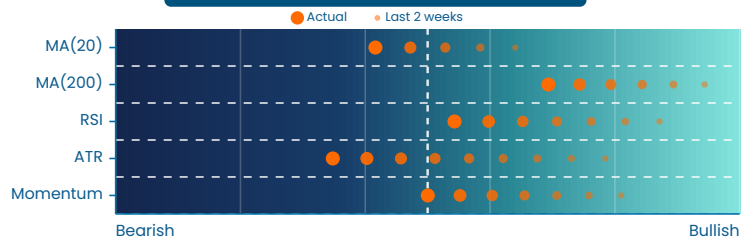
Fixed Income	Last	Daily Var.	Bip Var.	Bip Yearly Var.
Bond Spain 10Y	3,43	-1,07%	-3,7	13,6
Bond Germany 10Y	3,00	-0,86%	-2,6	14,5
Bond U.K. 10Y	4,84	-1,45%	-7,1	36,5
Bond Eurozone 10Y	3,00	-0,86%	-2,6	13,7

Key Risk Indicators Market



EEUU & ASIA

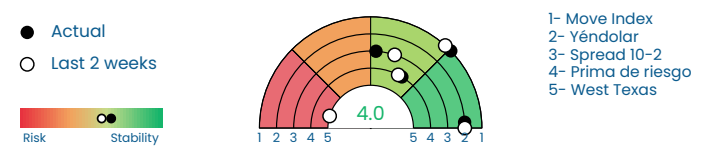
Market Trend/Sentiment S&P 500



Market Indexes	Last	Daily Var.	5D Var.	Yearly Var.
Nikkei 225	66.020,06	2,99%	-0,83%	28,30%
Nasdaq 100	29.635,95	0,64%	2,34%	17,37%
S&P 500	7.431,46	0,50%	0,65%	8,56%
DJ Industrial	51.202,26	0,70%	0,66%	6,53%
Shanghai 30	4.031,51	1,36%	0,23%	4,99%

Fixed Income	Last	Daily Var.	Bip Var.	Bip Yearly Var.
Bond EEUU 10Y	4,48	0,62%	2,77	31,8
Bond Japan 10Y	2,62	-2,50%	-6,7	54,3
Bond China 10Y	1,74	-2,08%	-3,7	-11,8
Bond India 10Y	6,90	-0,45%	-3,1	30,7

Key Risk Indicators Market



Commodities	Last	Daily Var.	Yearly Var.
Brent Oil	87,36	-3,47%	43,57%
CRB Index	469,98	-0,23%	25,49%
Copper	13.645,33	1,47%	9,57%
Gold	4.214,03	3,20%	-2,56%

Currency	Last	Daily Var.	Yearly Var.
Euro/Dólar (€/\$)	1,16	0,26%	-1,56%
Yen/Dólar (¥/\$)	160,20	-0,21%	2,25%
Libra/Euro (£/€)	0,86	-0,03%	-1,09%
Bitcoin (BTC/\$)	63.484,99	-0,15%	-27,48%

Time	Region	Event	Relevance	Period	Previous	Forecast	Actual
04:00	China	Chinese Unemployment Rate	★★★☆☆	May	5.2%	5.2%	5.1%
04:00	China	Industrial Production (YoY)	★★★☆☆	May	4.1%	4.4%	4.5%
05:00	Japan	BoJ Interest Rate Decision	★★★★	-	0.75%	1.00%	1.00%
11:00	EU	Wages in euro zone (YoY)	★★★☆☆	Q1	3.00%	-	-
14:15	USA	ADP Employment Change Weekly	★★★☆☆	-	29.00K	-	-
14:30	USA	Export Price Index (MoM)	★★★☆☆	May	3.3%	1.2%	-
14:30	USA	Import Price Index (MoM)	★★★☆☆	May	1.9%	0.9%	-
16:00	USA	Atlanta Fed GDPNow	★★★☆☆	Q2	3.3%	3.3%	-