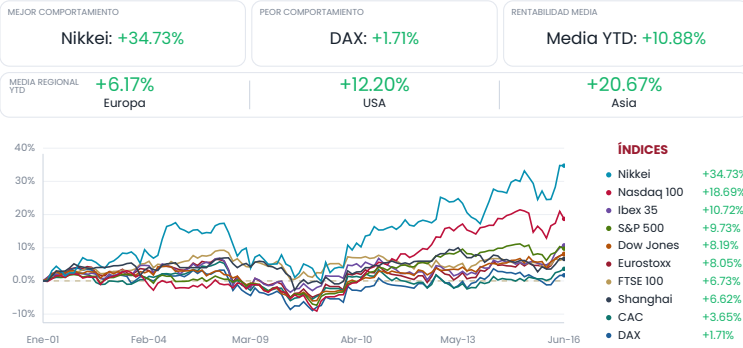
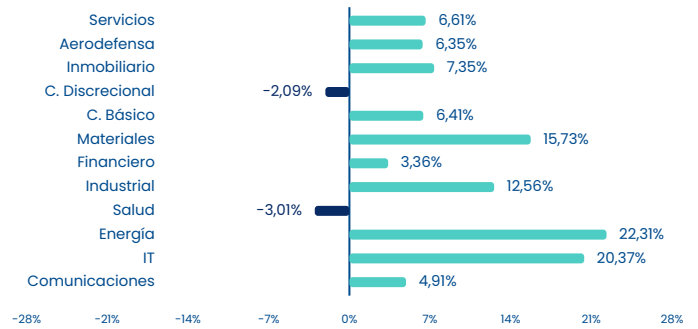


Index's Evolution YTD



MSCI World Sector Evolution YTD

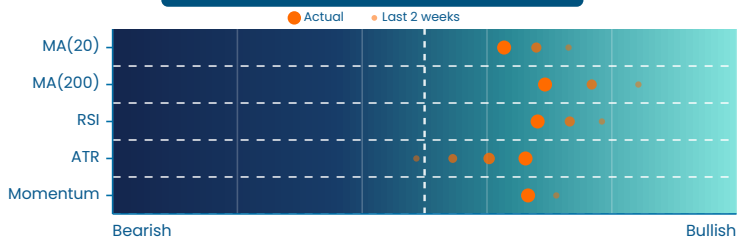


AI ANALYSIS

El riesgo de mercado en EE. UU. ha experimentado un ligero deterioro, mientras que Europa muestra una mejora notable. En cuanto al sentimiento de mercado, EE. UU. ha visto un deterioro significativo, pasando de un tono constructivo a uno más débil, mientras que Europa ha mejorado. Consecuentemente, Europa se posiciona mejor al exhibir una reducción del riesgo y una mejora en el sentimiento general del mercado.

EUROPE

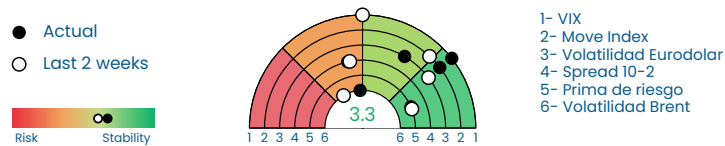
Market Trend/Sentiment STOXX 50



Market Indexes	Last	Daily Var.	5D Var.	Yearly Var.
IBEX 35	19.163,60	0,69%	5,44%	10,72%
DJ Eurostoxx 50	6.257,42	0,45%	3,43%	8,05%
FTSE 100	10.494,21	0,52%	2,44%	6,73%
CAC 40	8.447,27	0,75%	2,97%	3,65%
DAX 40	24.910,41	0,07%	1,95%	1,71%

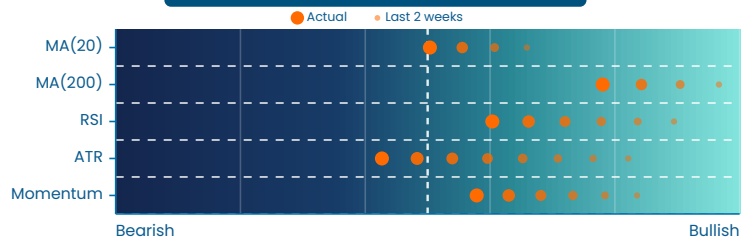
Fixed Income	Last	Daily Var.	Bip Var.	Bip Yearly Var.
Bond Spain 10Y	3,36	-0,54%	-1,84	6,95
Bond Germany 10Y	2,94	-0,39%	-1,14	8,63
Bond U.K. 10Y	4,79	-0,49%	-2,34	31,7
Bond Eurozone 10Y	2,94	-0,39%	-1,14	7,83

Key Risk Indicators Market



EEUU & ASIA

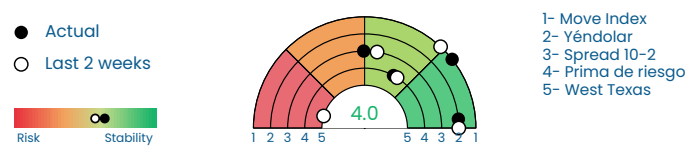
Market Trend/Sentiment S&P 500



Market Indexes	Last	Daily Var.	5D Var.	Yearly Var.
Nikkei 225	69.404,50	-0,04%	6,00%	34,73%
Nasdaq 100	29.968,13	-1,89%	3,04%	18,69%
S&P 500	7.511,35	-0,57%	1,69%	9,73%
DJ Industrial	51.999,67	0,64%	2,22%	8,19%
Shanghai 30	4.091,89	-0,12%	2,23%	6,62%

Fixed Income	Last	Daily Var.	Bip Var.	Bip Yearly Var.
Bond EEUU 10Y	4,43	-0,83%	-3,7	27,1
Bond Japan 10Y	2,63	2,37%	6,1	56,3
Bond China 10Y	1,73	-0,74%	-1,3	-12,9
Bond India 10Y	6,87	-0,09%	-0,6	27,6

Key Risk Indicators Market



Commodities	Last	Daily Var.	Yearly Var.
Brent Oil	79,01	-5,16%	29,84%
CRB Index	462,06	-0,64%	23,38%
Copper	13.699,90	0,22%	10,01%
Gold	4.325,59	-0,59%	0,02%

Currency	Last	Daily Var.	Yearly Var.
Euro/Dólar (€/€)	1,16	-0,11%	-1,33%
Yen/Dólar (¥/\$)	160,38	0,12%	2,36%
Libra/Euro (£/€)	0,86	-0,01%	-0,90%
Bitcoin (BTC/\$)	65.647,56	-0,86%	-25,01%

Time	Region	Event	Relevance	Period	Previous	Forecast	Actual
08:00	UK	Average Earnings Index +Bonus	★★★☆☆	Apr	4.4%	4.0%	4.4%
08:00	UK	Claimant Count Change	★★★☆☆	May	8.3K	25.8K	31.2K
08:00	UK	Employment Change 3M/3M (MoM)	★★★☆☆	Apr	148K	75K	100K
08:00	UK	Unemployment Rate	★★★☆☆	Apr	5.0%	5.0%	4.9%
13:00	UK	BoE Interest Rate Decision	★★★★	Jun	3.75%	3.75%	-
14:30	USA	Initial Jobless Claims	★★★★	-	229K	225K	-
14:30	USA	Philadelphia Fed Manufacturing Index	★★★★	Jun	-0.4	9.8	-
14:30	USA	Continuing Jobless Claims	★★★☆☆	-	1,795K	1,800K	-