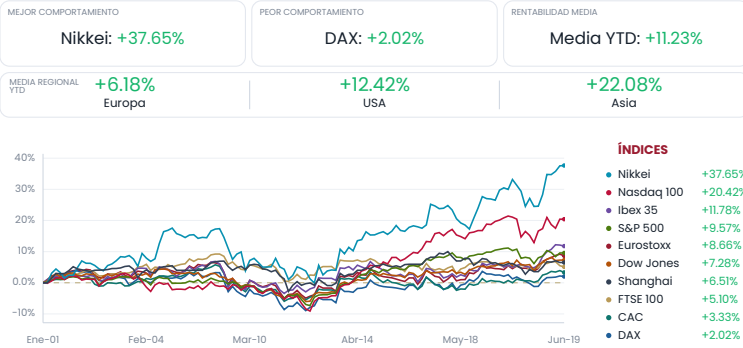
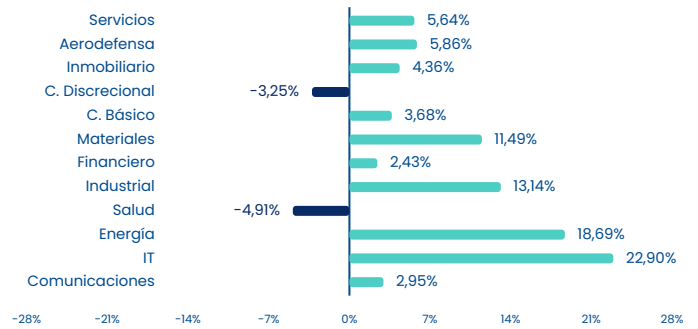


Index's Evolution YTD



MSCI World Sector Evolution YTD

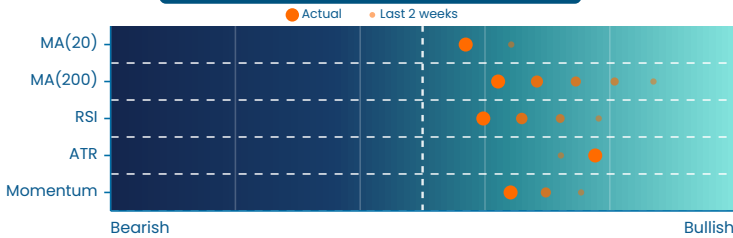


AI ANALYSIS

En Estados Unidos, el riesgo de mercado ha empeorado ligeramente, mientras que en Europa ha mejorado notablemente. El sentimiento de tendencia se ha deteriorado en ambas regiones, pero Europa ha experimentado una contracción menos severa en su indicador. Europa se posiciona mejor al presentar un menor riesgo y un sentimiento de mercado que, aunque debilitado, ha sufrido una contracción menos pronunciada.

EUROPE

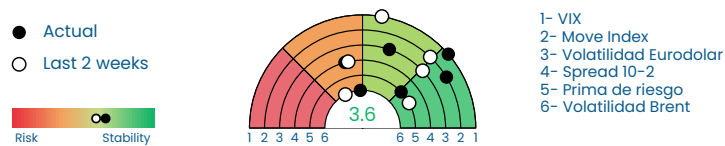
Market Trend/Sentiment STOXX 50



Market Indexes	Last	Daily Var.	5D Var.	Yearly Var.
IBEX 35	19.347,40	-0,29%	3,11%	11,78%
DJ Eurostoxx 50	6.293,12	-0,48%	1,70%	8,66%
FTSE 100	10.363,27	-0,37%	-1,50%	5,10%
CAC 40	8.421,14	-0,55%	0,84%	3,33%
DAX 40	24.985,82	-0,16%	1,42%	2,02%

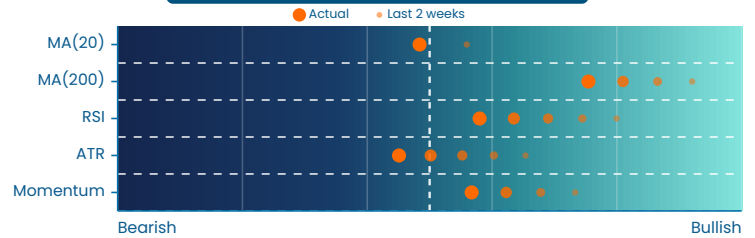
Fixed Income	Last	Daily Var.	Bip Var.	Bip Yearly Var.
Bond Spain 10Y	3,46	1,60%	5,43	16,4
Bond Germany 10Y	2,98	2,11%	6,16	13
Bond U.K. 10Y	4,84	1,82%	8,66	36,7
Bond Eurozone 10Y	2,98	2,11%	6,16	12,2

Key Risk Indicators Market



EEUU & ASIA

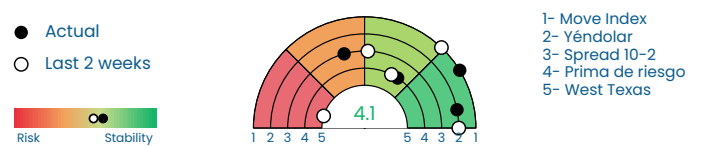
Market Trend/Sentiment S&P 500



Market Indexes	Last	Daily Var.	5D Var.	Yearly Var.
Nikkei 225	71.250,06	0,08%	7,29%	37,65%
Nasdaq 100	30.406,19	0,00%	2,60%	20,42%
S&P 500	7.500,58	0,00%	0,93%	9,57%
DJ Industrial	51.564,70	0,00%	0,71%	7,28%
Shanghai 30	4.090,48	0,00%	1,45%	6,51%

Fixed Income	Last	Daily Var.	Bip Var.	Bip Yearly Var.
Bond EEUU 10Y	4,46	0,00%	0	29,2
Bond Japan 10Y	2,65	1,38%	3,6	57,4
Bond China 10Y	1,75	0,00%	0	-11
Bond India 10Y	6,85	0,22%	1,5	26,5

Key Risk Indicators Market



Commodities	Last	Daily Var.	Yearly Var.
Brent Oil	80,43	0,69%	32,18%
CRB Index	461,62	0,00%	23,26%
Copper	13.526,62	-0,72%	8,62%
Gold	4.151,42	-2,31%	-4,01%

Currency	Last	Daily Var.	Yearly Var.
Euro/Dólar (€/€)	1,15	0,05%	-2,41%
Yen/Dólar (¥/\$)	161,23	0,19%	2,91%
Libra/Euro (£/€)	0,87	0,02%	-0,70%
Bitcoin (BTC/\$)	63.262,17	0,69%	-27,73%

Time	Region	Event	Relevance	Period	Previous	Forecast	Actual
07:00	🇯🇵	BoJ Core CPI	★★★☆☆	YoY	2.8%	-	2.7%
10:00	🇪🇺	HCOB Eurozone Manufacturing PMI	★★★☆☆	Jun	51.6	51.6	-
10:00	🇪🇺	HCOB Eurozone Composite PMI	★★★☆☆	Jun	48.5	49.1	-
10:00	🇪🇺	HCOB Eurozone Services PMI	★★★☆☆	Jun	47.7	48.6	-
14:15	🇺🇸	ADP Employment Change Weekly	★★★☆☆	-	25.50K	-	-
15:45	🇺🇸	S&P Global Manufacturing PMI	★★★★	Jun	55.1	54.6	-
15:45	🇺🇸	S&P Global Services PMI	★★★★	Jun	50.7	51.1	-
15:45	🇺🇸	S&P Global Composite PMI	★★★☆☆	Jun	51.5	-	-