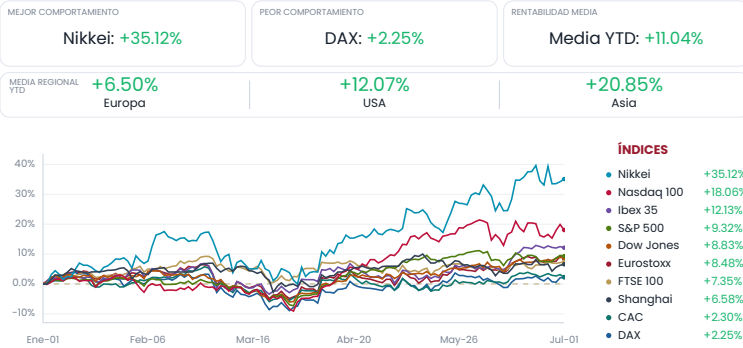
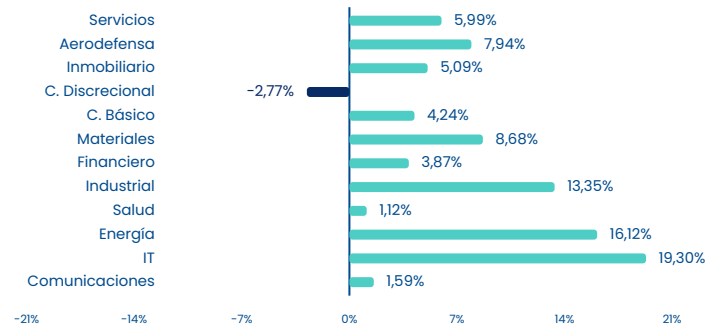


Index's Evolution YTD



MSCI World Sector Evolution YTD

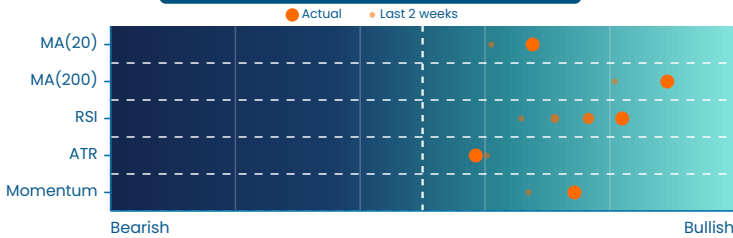


AI ANALYSIS

En las últimas dos semanas, el indicador de riesgo de mercado en EE. UU. mostró una ligera mejora de 0.04 puntos, mientras que en Europa se deterioró en 0.19 puntos. El sentimiento de tendencia en EE. UU. disminuyó 3.17 puntos, indicando un tono menos constructivo, mientras que en Europa mejoró significativamente en 6.93 puntos. Consecuentemente, Europa se posiciona mejor, mostrando una mejora sustancial en el sentimiento de mercado y un riesgo de mercado inferior.

EUROPE

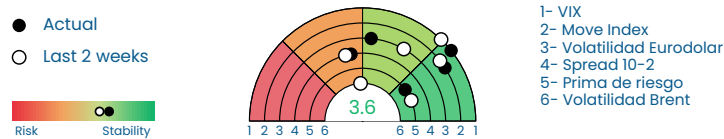
Market Trend/Sentiment STOXX 50



Market Indexes	Last	Daily Var.	5D Var.	Yearly Var.
IBEX 35	19.406,60	-0,34%	0,09%	12,13%
DJ Eurostoxx 50	6.282,50	-0,72%	1,09%	8,48%
FTSE 100	10.478,34	0,20%	0,68%	7,35%
CAC 40	8.337,29	-0,79%	-0,57%	2,30%
DAX 40	25.040,28	0,18%	1,21%	2,25%

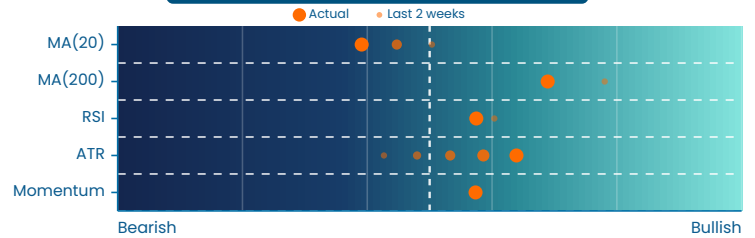
Fixed Income	Last	Daily Var.	Bip Var.	Bip Yearly Var.
Bond Spain 10Y	3,38	0,68%	2,29	8,29
Bond Germany 10Y	2,92	0,44%	1,28	6,93
Bond U.K. 10Y	4,76	0,07%	0,31	28,9
Bond Eurozone 10Y	2,92	0,44%	1,28	6,13

Key Risk Indicators Market



EEUU & ASIA

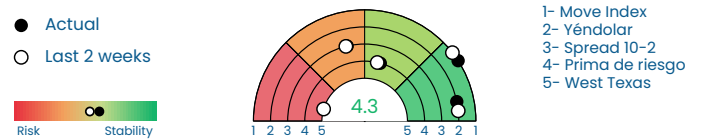
Market Trend/Sentiment S&P 500



Market Indexes	Last	Daily Var.	5D Var.	Yearly Var.
Nikkei 225	70.474,94	0,66%	1,50%	35,12%
Nasdaq 100	29.809,13	-1,54%	2,02%	18,06%
S&P 500	7.483,23	-0,22%	1,70%	9,32%
DJ Industrial	52.305,24	-0,03%	0,88%	8,83%
Shanghai 30	4.112,45	0,32%	0,20%	6,58%

Fixed Income	Last	Daily Var.	Bip Var.	Bip Yearly Var.
Bond EEUU 10Y	4,48	0,81%	3,62	31,4
Bond Japan 10Y	2,71	0,67%	1,8	63,3
Bond China 10Y	1,74	0,00%	0	-12,4
Bond India 10Y	6,76	0,12%	0,8	16,8

Key Risk Indicators Market



Commodities	Last	Daily Var.	Yearly Var.
CRB Index	451,75	0,08%	20,62%
Brent Oil	71,72	-1,67%	17,86%
Copper	13.249,24	-0,75%	6,39%
Gold	4.082,77	1,16%	-5,59%

Currency	Last	Daily Var.	Yearly Var.
Euro/Dólar (€/\$)	1,14	-0,10%	-3,12%
Yen/Dólar (¥/\$)	162,71	0,17%	3,85%
Libra/Euro (£/€)	0,86	-0,24%	-1,47%
Bitcoin (BTC/\$)	60.084,13	2,68%	-31,36%

Time	Region	Event	Relevance	Period	Previous	Forecast	Actual
03:45	China	RatingDog Services PMI	★★★☆☆	Jun	54.4	53.0	54.1
09:15	Spain	HCOB Spain Services PMI	★★★☆☆	Jun	50.1	51.0	-
09:50	France	HCOB France Services PMI	★★★☆☆	Jun	44.3	47.4	-
09:55	Germany	HCOB Germany Services PMI	★★★☆☆	Jun	48.1	46.8	-
10:00	Eurozone	HCOB Eurozone Composite PMI	★★★☆☆	Jun	48.5	49.5	-
10:00	Eurozone	HCOB Eurozone Services PMI	★★★☆☆	Jun	47.7	48.9	-
10:30	Global	S&P Global Composite PMI	★★★☆☆	Jun	49.7	49.4	-
10:30	Global	S&P Global Services PMI	★★★☆☆	Jun	49.3	48.7	-