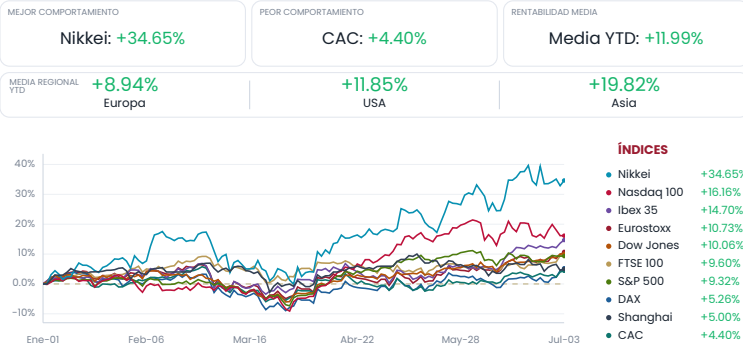
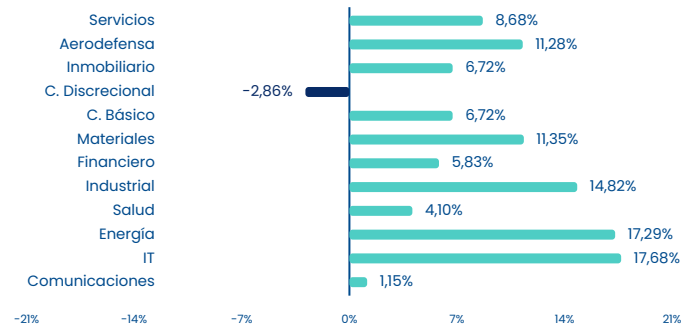


Index's Evolution YTD



MSCI World Sector Evolution YTD

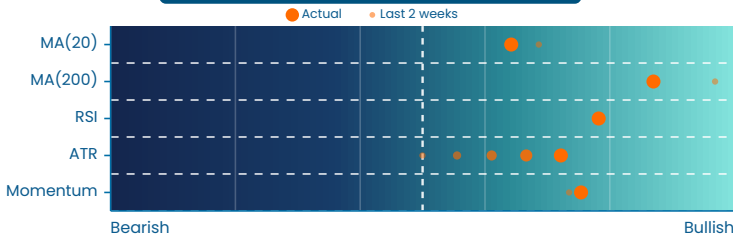


AI ANALYSIS

El indicador de riesgo de mercado en EE. UU. ha experimentado un deterioro, aumentando 0.25 puntos, mientras que en Europa ha mejorado ligeramente, disminuyendo 0.05 puntos. En cuanto al sentimiento de mercado, EE. UU. muestra una mejora marginal de 0.34 puntos, pero Europa exhibe un avance más robusto de 2.7 puntos, manteniendo un tono constructivo superior. Consecuentemente, Europa se posiciona mejor debido a un menor riesgo y un sentimiento de mercado significativamente más fuerte.

EUROPE

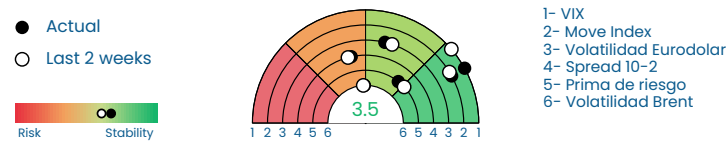
Market Trend/Sentiment STOXX 50



Market Indexes	Last	Daily Var.	5D Var.	Yearly Var.
IBEX 35	19.852,40	0,92%	2,20%	14,70%
DJ Eurostoxx 50	6.412,68	0,82%	3,07%	10,73%
FTSE 100	10.679,03	0,13%	2,42%	9,60%
DAX 40	25.779,31	0,78%	4,49%	5,26%
CAC 40	8.508,07	0,39%	1,47%	4,40%

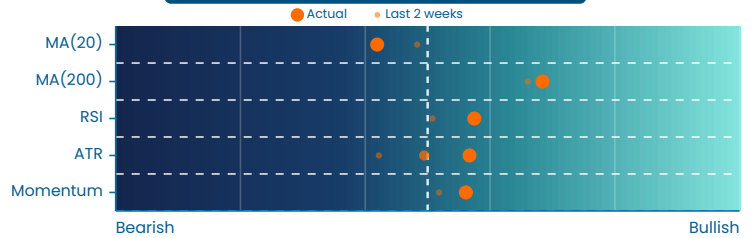
Fixed Income	Last	Daily Var.	Bip Var.	Bip Yearly Var.
Bond Spain 10Y	3,42	0,71%	2,42	13,2
Bond Germany 10Y	2,93	1,14%	3,3	7,86
Bond U.K. 10Y	4,79	0,26%	1,23	31,5
Bond Eurozone 10Y	2,93	1,14%	3,3	7,06

Key Risk Indicators Market



EEUU & ASIA

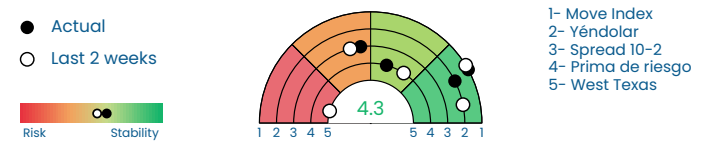
Market Trend/Sentiment S&P 500



Market Indexes	Last	Daily Var.	5D Var.	Yearly Var.
Nikkei 225	69.744,07	1,32%	0,83%	34,65%
Nasdaq 100	29.329,21	0,00%	0,72%	16,16%
DJ Industrial	52.900,07	0,00%	1,97%	10,06%
S&P 500	7.483,24	0,00%	1,76%	9,32%
Shanghai 30	4.043,64	0,46%	0,70%	5,00%

Fixed Income	Last	Daily Var.	Bip Var.	Bip Yearly Var.
Bond EEUU 10Y	4,49	0,00%	0	32,2
Bond Japan 10Y	2,77	-0,36%	-1	70
Bond China 10Y	1,74	-1,86%	-3,3	-12,1
Bond India 10Y	6,71	-0,10%	-0,7	12,3

Key Risk Indicators Market



Commodities	Last	Daily Var.	Yearly Var.
CRB Index	450,75	0,00%	20,36%
Brent Oil	71,96	0,21%	18,26%
Copper	13.317,36	0,22%	6,94%
Gold	4.172,37	1,11%	-3,52%

Currency	Last	Daily Var.	Yearly Var.
Euro/Dólar (€/€)	1,14	0,43%	-2,57%
Yen/Dólar (¥/\$)	161,15	-0,27%	2,86%
Libra/Euro (£/€)	0,86	0,06%	-1,76%
Bitcoin (BTC/\$)	62.629,47	1,95%	-28,46%

Time	Region	Event	Relevance	Period	Previous	Forecast	Actual
08:00	UK	Halifax House Price Index (MoM)	★★★☆☆	Jun	-0.1%	0.1%	0.2%
08:00	UK	Halifax House Price Index (YoY)	★★★☆☆	Jun	0.5%	-	0.6%
08:00	Germany	German Industrial Production (MoM)	★★★☆☆	May	0.2%	0.1%	0.9%
11:00	UK	Mortgage Rate (GBP)	★★★☆☆	Jun	6.60%	-	-
14:15	USA	ADP Employment Change Weekly	★★★☆☆	-	30.75K	-	-
14:30	USA	Trade Balance	★★★☆☆	May	-55.90B	-78.30B	-
17:00	USA	NY Fed 1-Year Consumer Inflation Expectations	★★★☆☆	Jun	3.5%	-	-
17:30	USA	Atlanta Fed GDPNow	★★★☆☆	Q2	-	-	-